

**GUIDANCE DOCUMENT
ON WORK-SHARING IN THE NORTHERN ZONE IN THE AUTHORISA-
TION OF PLANT PROTECTION PRODUCTS**

Version 8.0. This guidance document replaces the version of 25 May 2018 and can be voluntarily applied from July 2019. The document must be applied from the dates given in the table starting on page 2.

Changes to the previous version are highlighted in yellow

Editing log – Guidance Document on Works-sharing in the Northern zone in the Authorisation of Plant Protection Products

Date	Revision	Issues	Responsible	Implementation date
January 2011	0.0	Draft Guidance Document on Work-Sharing in the Northern Zone in the Authorisation of Plant Protection Products	DK + expert groups	
July 2011	1.0	First revision of Guidance Document on Work-Sharing in the Northern Zone in the Authorisation of Plant Protection Products	DK + expert groups	1 July 2011
April 2013	2.0	Second revision of Guidance Document on Work-Sharing in the Northern Zone in the Authorisation of Plant Protection Products. Changes in following Sections: 3. Procedures 4.1 Identity 4.2 Toxicology 4.3. Residues 4.5. Environmental fate and behaviour 4.6. Ecotoxicology	FI + expert groups	1 October 2013
April 2014	3.0	Third revision of Guidance Document on Work-Sharing in the Northern Zone in the Authorisation of Plant Protection Products. Changes in following Sections: 3. Procedures	Steering group	2 May, 2014
		4.1 Identity	expert group	1 August 2014
		4.2 Toxicology	expert group	2 January 2015
		4.3. Residues	expert group	1 August 2014
		4.5. Environmental fate and behaviour	expert group	2 January, 2015
		4.6. Ecotoxicology	expert group	2 January 2015
April 2015	4.0	Fourth revision of Guidance Document on Work-Sharing in the Northern Zone in the Authorisation of Plant Protection Products. Changes in following Sections:		
		3. Procedures	Steering group	1 July 2015
		4.2 Toxicology	expert group	1 January 2016
		4.5. Environmental fate and behaviour	expert group	1 January 2016
		4.6. Ecotoxicology	expert group	1 January 2016
April 2016	5.0	Fifth revision of Guidance Document on Work-Sharing in the Northern Zone in the Authorisation of Plant Protection Products. Changes in the following sections:		
		3. Procedures	Steering group	1 May 2016
		4.1 Identity	expert group	1 October 2016
		4.2 Toxicology	expert group	1 October 2016
		4.3 Residues	expert group	1 October 2016
		4.4 Efficacy	expert group	1 October 2016
		4.5 Environmental fate and behaviour	expert group	1 October 2016
		4.6 Ecotoxicology	expert group	1 October 2016
May 2017	6.0	Sixth revision of Guidance Document on Work-Sharing in the Northern Zone in the Authorisation of Plant Protection Products. Changes in the following sections:		
		3. Procedures	Steering group	1 November 2017
		4.1 Identity	expert group	1 November 2017
		4.2 Toxicology	expert group	1 November 2017

		4.3 Residues	expert group	1 November 2017
		4.4 Efficacy	expert group	1 November 2017
		4.5 Environmental fate and behaviour	expert group	1 November 2017
		4.6 Ecotoxicology	expert group	1 November 2017
May 2018	7.0	Seventh revision of Guidance Document on Work-Sharing in the Northern Zone in the Authorisation of Plant Protection Products. Changes in the following sections:		
		All sections		1 November 2018
July 2019	8.0	Eighth revision of Guidance Document on Work-Sharing in the Northern Zone in the Authorisation of Plant Protection Products. Changes in the following sections:		
		All sections		1 November 2019

The correct reference for the NZ work sharing GD:

Northern Zone, 2019). Guidance document on work-sharing in the Northern zone in the authorisation of plant protection products. Version 8, July 2019.

Content

1	Legal Status	6
2	Introduction	6
3	Procedures	6
3.1	Zonal steering committee	7
3.2	Prerequisites for work-sharing	7
3.2.1	Re-authorisation of products	7
3.3	Submission of application	8
3.3.1	Pre-submission notifications	8
3.3.2	Renewal of authorised products	8
3.3.3	New products authorisation	8
3.4	How is the zonal RMS appointed?	8
3.5	Communication with applicants	9
3.6	Format for the application	9
3.6.1	General documentation requirements for an application	9
3.7	Evaluation of the dossier	11
3.7.1	Proposal for new endpoints in the risk assessment	11
3.8	Administrative prolongations of authorisations	11
3.9	Renewal of products according to article 43	11
3.9.1	Updates and harmonization of the use of the products in connection with the renewals	12
3.10	Category 4 data	13
3.11	Commenting procedures for zonal evaluations	13
3.12	Decision making	14
3.13	Timelines	14
3.13.1	Application for re-authorisation of products (article 43)	14
3.13.2	New product authorisations	15
3.13.3	Authorisation of low-risk products	15
3.14	Inter-zonal uses	16
3.15	Applications for mutual recognitions	16
3.16	Withdrawal and amendment of authorisation based on zonal evaluations	16
3.16.1	Amendment of authorisation	16
4	Assessment	17
4.1	Identity, physical chemical properties and analytical methods	18
4.1.1	Identity of the plant protection product	19
4.1.2	Physical, chemical and technical properties of the plant protection product	20
4.1.3	Methods of analysis	20
4.2	Toxicology	21
4.2.1	Acute Toxicity	21
4.2.2	Exposure Assessment	22
4.2.2.1	Operator Exposure	22
4.2.2.2	Non-professional user	23
4.2.2.3	Worker Exposure	24
4.2.2.4	Bystander & Resident Exposure	25
4.2.2.5	Field studies	26
4.2.2.6	Risk mitigation measures	27
4.2.3	Dermal Absorption	28
4.2.4	Formulation Changes	29
4.2.5	Assessment of the relevance of metabolites in groundwater	29

4.3	Residues	29
4.3.1	Stability of residues	30
4.3.2	Studies on metabolism in plants or livestock	30
4.3.3	Residue trials (supervised field trials)	30
4.3.4	Livestock feeding studies	31
4.3.5	Studies on industrial processing and/or household preparation	31
4.3.6	Studies for residues in representative succeeding crops	31
4.3.7	Estimation of Exposure through Diet and Other Means	31
4.3.8	Comparability, extrapolation, group tolerance and data requirements for pesticides residues in food and raw agricultural commodities	32
4.3.9	Residue issues related to renewal of products (article 43)	32
4.4	Efficacy	32
4.4.1	Efficacy issues related to renewal of products (article 43)	33
4.5	Environmental Fate and Behaviour	33
4.5.1	Soil	35
4.5.2	Ground water	36
4.5.3	Surface water	43
4.5.4	Monitoring data	45
4.5.5	Assessment of the relevance of metabolites in groundwater	45
4.6	Ecotoxicology	46
4.6.1	Mixture toxicity	46
4.6.2	Non-professional use/Home gardens	47
4.6.3	Risk assessment for uses in protected structures	47
4.6.4	Birds and mammals	47
4.6.5	Aquatic ecosystems	48
4.6.6	Bees	51
4.6.7	Non-target arthropods	52
4.6.8	Earthworms and other soil organisms	52
4.6.9	Non-target plants	53
4.6.10	Assessment of the relevance of metabolites	54
4.6.11	Use of non-testing methods (e.g. QSAR)	54
5	Appendix I: Form to notify zones of intended authorisation or re-authorisation activity	55
6	Appendix II: Reporting table	56
7	Appendix III: Contact points	57
8	Appendix IV: Summary of national requirements	59
9	Appendix V: List of mitigation options available in the Member States in the zone	80
10	Appendix VI: Template for Aquatic Risk Assessment including mitigation measures	87
11	Appendix VII: Recommended structure for the documentation	92
12	Appendix VIII: Acute inhalation toxicity – pre-evaluation of products (spraying only)	96

1 Legal Status

This document does not intend to produce legally binding effects and by its nature does neither prejudice any measure taken by a Member State/country within the Regulation (EC) No 1107/2009 or previous implementation prerogatives under Annex II, III and VI of Council Directive 91/414/EEC, nor prejudice any case law developed with regard to these provisions. This document also does not preclude the possibility that the European Court of Justice may give one or another provision direct effect in Member States.

2 Introduction

This document describes a procedure for the submission and assessment of applications for authorisation, re-authorisation and amendments of plant protection products following approval of an active substance under Regulation (EC) No 1107/2009 in the Northern zone and thereof an inclusion in regulation (EU) No 540/2011.

The Northern Zone Guidance document has been agreed by the responsible competent authorities in Denmark, Estonia, Finland, Iceland, Latvia, Lithuania, Norway and Sweden. The document is based on the EU Guidance documents on zonal evaluation and mutual recognition under regulation (EC) No 1107/2009 and Renewal of authorisation according to Article 43 of Regulation (EC) No 1107/2009. It is intended that it should be used in the context of zonal evaluations of applications for authorisation of plant protection products in order to reduce the workload for both applicants and authorities and to promote the harmonisation in the Northern zone. Where the transitional measures of Regulation (EC) No 1107/2009 apply the work-sharing is conducted on a **voluntary basis** with the aim to improve mutual recognition and facilitate the development of an authorisation work-sharing program. The procedures in this document will be applied for re-authorisation of products containing active substances with a submission deadline 31 October 2010 or later.

For applications of new authorisations submitted after 14 June 2011 the provisions of the EU guidance document on zonal evaluation and mutual recognition under Regulation (EC) No 1107/2009 applies.

The document might be updated once a year to take into account developments and practical experience of the procedures, new data requirements and/or guidance on risk assessment and risk mitigation.

Since the preparation of dossiers may have started before the details in this guidance document were known to applicant's flexibility will be applied, regarding what is put into the core part of the dossier and what should be included in the national addenda. Therefore, a period of implementation will be given, until the latest version of this guidance has to be followed.

The latest updates of the guidance document can be voluntarily followed already after its publication. See table on page 2 for specific implementation dates. Note that it can be different implementation periods in different sections, due to the characteristics of the changes.

3 Procedures

In summary, the procedure is as follows:

The applicant submits the application to all Member States where they wish to gain/maintain authorisation. One lead country in the zone – the zonal Rapporteur Member State (ZRMS) will complete the evaluation of a **core dossier** on behalf of the concerned Member States (cMS) in the zone.

The Member States, as well as the applicant, within the zone will have the possibility to comment on the core assessment with focus on essential parts, e.g. areas of particular attention pointed out in the approval regulation, areas of importance for the final decision, and new studies submitted to address data gaps identified in the review report.

The ZRMS will then finalize the assessment with received comments taken into account and make it available via CIRCABC. The Member States within the zone will be notified via e-mail. The cMS will then complete their national assessments based on the ZRMS core assessment taking into consideration national requirements, risk assessment schemes and national options for risk mitigation when relevant.

The procedures for new applications and re-authorisations are described in more details in the Chapters 3.3, 3.5 and 3.8.

3.1 Zonal steering committee

The zonal steering committee is formed from representatives of the competent authorities of each Member State in the zone and from the EFTA countries Norway and Iceland. Contact points are listed in in [Appendix III: Contact points](#).

The steering committee has telephone conferences approximately every second month and face-to-face meetings at least once a year. The steering committee is normally chaired by one country for one year on a rotational basis. Chairs are responsible for drafting the agendas of the meeting of the steering committee, minutes of the meetings as well as to coordinate updating the list of applications with agreed ZRMS and timelines and to coordinate the update of this document. The chair of the steering committee is also the primary contact point for the Central- and Southern zones. The chair and incoming-chair are members of the Inter-zonal committee.

Incoming chairs year 2019 – 2025

Year	Country*
2019	Latvia
2020	Lithuania
2021	Estonia
2022	Sweden
2023	Norway
2024	Denmark
2025	Finland

*Iceland is excluded.

3.2 Prerequisites for work-sharing

3.2.1 Re-authorisation of products

Formulations and GAP (Good Agricultural Practice) should be harmonised as much as possible in the Member States where re-authorisation is to be applied. This will allow a 'risk envelope' approach to the assessment, whereby only the worst case exposure scenarios for each area of the risk assessment are evaluated, with other 'less risky' scenarios being deemed acceptable. Different formulations may be covered by the same risk assessment if bridging studies and scientific justifications are available. Guidance on the 'risk envelope' approach is available at the EU level as detailed in

http://ec.europa.eu/food/sites/food/files/plant/docs/pesticides_ppp_app-proc_guide_doss_risk-env_20110314.pdf

To facilitate work sharing and the allocation of ZRMS, the pre-notification form available at Commission web site (see [Appendix I](#)) should be completed by the applicant.

3.3 Submission of application

3.3.1 Pre-submission notifications

All applicants are requested to submit a pre-notification at the latest 6 months before submission of the dossier (applies for new applications). A pre-notification shall also be submitted for renewals if the applicant requests cat. 4 data.

The pre-notification must be submitted to all concerned MS using the form available at the Commission web site (see [Appendix I](#)).

3.3.2 Renewal of authorised products

An application for renewal of authorisation shall be submitted to the appointed ZRMS within 3 months from the date of enters into force of the re-approval of the active substance. An application shall be sent to all concerned Member States in the zone.

EU Guidance document on Renewal of authorisation according to Article 43 of Regulation (EC) No 1107/2009 (SANTE/2010/13170 (or later version)) should be followed as well as the Northern zone guidance document. For issues related to specific national requirements (specified in [Appendix IV](#)) the applicant should contact the respective country.

3.3.3 New products authorisation

The applicant should submit an application to all Member States within the zone where they wish to gain authorisation. Together with the application a **zonal rapporteur (ZRMS)** has to be proposed. For applications for a new product authorisation the EU Guidance document on zonal evaluation and mutual recognition under Regulation (EC) No 1107/2009 (SANCO/13169/2010) should be followed as well as the Northern zone guidance document.

Applicants are encouraged to prepare a single dossier that just covers the intended uses in the zone and to harmonise GAPs as much as possible. This will allow a 'risk envelope' approach to the assessment, whereby only the worst case exposure scenarios for each area of the risk assessment are evaluated, with other 'less risky' scenarios being deemed acceptable.

Guidance on the 'risk envelope' approach is available at the EU level as detailed in http://ec.europa.eu/food/sites/food/files/plant/docs/pesticides_ppp_app-proc_guide_doss_risk-env_20110314.pdf

3.4 How is the zonal RMS appointed?

Whilst the applicant's preference for choice of ZRMS may be taken into consideration, the decision on ZRMS allocation should take into account:

- the identity of the original RMS for the evaluation of the active substance (noting that in the Northern zone it will only in few cases be possible to allocate the work to the original RMS)
- the relevance/importance of the products in each country

- the resource availability in each country.

The decision will be made by the zonal steering committee.

3.5 Communication with applicants

Applicants are encouraged to make early contact with the respective contact point listed in [Appendix III: Contact points](#). For any questions related to pre-submission issues of applications, applicants are recommended to contact the contact point in each respective Member State (for contact details, please see [Appendix III](#)).

The appointed ZRMS will be communicated to the applicants. After appointment of ZRMS, communication regarding the application should be between the applicant and the ZRMS, unless it concerns national addenda only relevant for cMS.

3.6 Format for the application

Applicants are requested to submit documentation as specified below and a draft Registration Report. The template for the draft registration report is to be found on the Commissions webpage: http://ec.europa.eu/food/sites/food/files/plant/docs/pesticides_ppp_app-proc_guide_doss_reg-report-draft.zip (this guidance is not required for AIR II substances).

The core draft Registration Report should just cover the conditions and requirements for the Northern zone as described below and be specific to these conditions.

The common working language for the preparation and assessment of registration reports is English.

3.6.1 General documentation requirements for an application

The application and documentation must include the following:

- **Cover letter**, including brief summary of the application, number of CDs and a brief description of the content of each CD.

Documentation on CD

The application and documentation should meet the following criteria:

- Should be submitted on CD with 3 copies of each CD
- Preferably submission in Caddy.xml format
- When possible, using a maximum of 100 letters in the file directory (including the file name)

The submitted documentation should be structured and intuitive to navigate through. The folder structure should be simple, and the naming of folders and documents should be clear and reflect the content.

See [Appendix VII](#) for a recommended structure for the documentation.

- Northern Zone **Application form** in English and/or in the language of the relevant MS. The form is available at each authority's website.
- **Completeness check** scheme

- **Labels**
 - National labels in national languages
 - Master label in English containing a description of the use in the whole zone.

All labels should be submitted to the ZRMS.

- **Product dossier** – study reports preferably in Caddy.xml format and **Draft Registration Report (dRR)** in word format for all sections:
 - Part A,
 - Part B as a Northern zone core,
 - Part C
 - If applicable, national addenda.

All Part As and national addenda for all CMS in the zone should also be submitted to the ZRMS.

Dossier content:

- Assessment based on adopted active substance endpoints
 - Assessments based on guidance in place at submission of the application.
 - The sections of the dRR must be targeted and transparent.
 - Only information and data relevant for the concerned countries/Northern Zone should be presented.
- **GAP tables** – complete with all intended uses in the zone, which also appoints which use is relevant for which country. The GAP should cover the Northern Zone for zonal applications and the EU-countries for inter-zonal applications.
 - **Active substance dossier** (if not previously submitted) (incl. study reports) - in accordance with the requirements specified in regulation (EU) No 283/2013 (or (EU) No 545/2011 for AIRII substances).
 - **Individual test and study reports.** Further guidance on which data requirements that are applicable in a certain case can be found in EU Guidance document on the interpretation of the transitional measures for the data requirements for chemical active substances and plant protection products according to regulation (EU) no 283/2013 and regulation (EU) no 284/2013 (SANCO/11509 /2013–rev. 3).
 - **Justification** for new data submitted and use of vertebrate studies.
 - A **justification** if data protection is claimed. The justification shall confirm that the study is necessary and that no data protection period have been granted previously in a specific MS or at EU level or if data protection granted is still valid, as required in Article 59.3 of the Regulation.

For use not considered for approval of the active substance, an assessment using established endpoints and by the application of the Uniform Principles is required. Where different or additional endpoints are proposed, these must be supported by appropriate data/information.

Any areas highlighted in the Review Report as requiring particular attention at Member State level must be addressed.

3.7 Evaluation of the dossier

For each application a completeness check is carried out using the completeness check form that can be found on each Northern zone Member States home page. In the completeness check, the ZRMS will check that documentation addressing all relevant parts considered necessary for an assessment of the core dossier has been submitted. Completeness check of the national addenda is the responsibility of the respective country. The result of the completeness check of the national addenda will be reported to the ZRMS. No evaluation of new studies or in-depth assessment of risk assessments will be conducted at this stage. Only complete applications are admitted for detailed evaluation.

For incomplete applications a 4 weeks period is given in general to complete the dossiers. Additional time may be given under certain circumstances. The ZRMS should inform the other Member States about incomplete dossiers and the new deadline for submitting complete dossiers. All new data submitted to the ZRMS shall also be sent to the cMS preferably in one complete sending including all requirements during the evaluation before commenting period.

For a dossier accepted as complete, subsequent areas of clarification could be needed and should be resolved between the applicant and the ZRMS during the core assessment period. If the application is refused or rejected, the other competent authorities of the zone should be informed of the outcome as soon as possible. Besides bilateral consultations among experts, other competent authorities should refrain from working on the national submission until the ZRMS core assessment is completed.

3.7.1 Proposal for new endpoints in the risk assessment

Proposal of new data (endpoints) shall be in accordance with the **Guidance document on the evaluation of new annex II data post-annex I inclusion of an active substance (SANCO/10328/2004– rev 8. (24.01.2012, latest version))**.

3.8 Administrative prolongations of authorisations

If the active substance is prolonged on EU-level, then the products can be prolonged until the same date, plus 1 year (according to article 32). SE, LV and EE will require a letter of intent from the applicant and will charge a fee. LT will require a letter of intent from the applicant and FI will require email of intent from the applicant but will not charge a fee. NO and DK prolongs the authorisations automatically and does not charge a fee.

In case no application for renewal of an authorisation will be submitted, the product will expire at the date it has been extended to. Ordinary periods of grace for retail sale and use can be granted, according to Art. 46. If amendments of the product are such that the product will be considered as a new product, the old product will expire as explained above.

3.9 Renewal of products according to article 43

For renewals according to article 43 in regulation (EC) No 1107/2009 an application for renewal of the product authorisation shall be submitted within 3 months from when the renewal of the approval of an active substance should be applied.

It is not possible to apply for renewal of an authorisation through mutual recognition. Products that previously have been authorised through mutual recognition must be renewed by zonal applications.

The renewal for products containing more than one active substance is done in accordance with the EU Guidance Document stating that:

- If the period between the renewal of the first active substance and the expiry of the second active substance is within 12 months at the time of application, the evaluation of the renewal of authorisation of both active substances should be coordinated and only one dossier needs to be submitted at the deadline of the second a.s.

Even if the evaluation of two or more active substances can be coordinated one application per active substance has to be submitted, within the timelines specified in the regulation.

If the product contains more than one active substance and only one of them has been renewed, the evaluation should mainly focus on the substance being renewed. This means that there should not be new/modified endpoints or modelling data for the active substances that has not been renewed. However new data and new modelling data may be required as new guidance has to be applied and thus require refinements and assessment of data concerning the other substance(s).

An application for renewal shall contain the information stated in 3.6.1 unless it is agreed with zRMS that the complete dossier should be submitted later.

The ZRMS notifies the applicant for the receipt of the application and agrees on a date for the submission of a complete dossier for renewal.

3.9.1 Updates and harmonization of the use of the products in connection with the renewals

According to the EU guidance document regarding renewals of product authorisations pursuant to article 43, only already authorised use in the individual Member States (MS) and amendments, resulting from changes in the evaluation of the active substance and changes due to new guidance should be assessed for applications for renewal in accordance with article 43. The Northern Zone requires that the assessment submitted for article 43 renewals is in accordance with technical guidance in force at the time of dossier submission.

The Northern Zone will consider changes and amendments to the GAP in connection with the renewals if the following conditions are fulfilled:

1. Changes and amendments in uses that fall within the Risk Envelope
2. Changes are covered by the efficacy and MRL data previously evaluated in the context of national authorizations
3. Non-significant formulation changes, for further information see section 4.1.1.

Uses that are new for the zone will not be accepted as part of the application for renewal. Such an application shall be submitted as an application for amendment and it will be decided case by case when this application for amendment can be submitted.

1. Changes, including amendments of the GAP, must be agreed with ZRMS and subsequently with cMS at the same time as the pre-notification. Otherwise, the application may be rejected.
2. If changes/updates related to formulations and new Member States etc. are not acceptable for renewals then companies should submit applications for authorisation of “new” products including new dossiers.

3.10 Category 4 data

According to EU guidance on article 43 category 4 (CAT 4) data is data which are directly related to new guidance in place at the time of submission or to a new/revised endpoint decided at the time of the renewal of the approval of the active substance (endpoints as listed in the supporting information to the EFSA conclusions) and for which the time is too short from the publication of the EFSA conclusion to produce the requested study.

If there is a need to develop data related to the above, the applicant needs to justify the lack of data by the fact that it could not anticipate this request before publication of the EFSA conclusions. Proof of, or commitment to, initiation of the study and an expected finalisation date must be provided. Such information may be related to either active substance or formulated product data requirements. However, data falling under the scope of Article 38 (new source of technical material) cannot be considered according to this paragraph.

This justification should be sent to the appointed ZRMS together with the pre-notification, preferably in connection to a pre-submission meeting. Before submission of the application it has to be agreed that the data is considered as CAT 4 data, and when the data should be submitted. If no agreement has been reached, a later submission of the data is per default not accepted, hence the product authorisation may not be prolonged awaiting the missing data. ZRMS should inform the concerned member states in the zone. Missing data not identified as CAT4 data prior to submission of the application will not be accepted as CAT4 data.

CAT 4 data will be discussed and decided upon by the Northern zone steering committee. The ZRMS will inform the applicant of the decision.

Within 3 months after the date of application of the approval of the active substance in question (DoA according to the renewal regulation), the applicant shall submit a formal application for renewal and that application should include:

- Cover letter
- List of CAT 4 studies to be submitted with the full dossier
- Indication of the time when the Cat. 4 studies will be finalised

The ZRMS notify the applicant for the receipt of the application and an agreement on the date for the submission of a complete dossier for renewal. The dRR and full dossier (as requested in 3.6.1) shall be submitted 3 months after CAT 4 data is finalised, at the latest.

3.11 Commenting procedures for zonal evaluations

Concerned Member States of the zone should peer review the assessment made by the ZRMS focusing on areas having an impact on decision making, areas of concern pointed out in the inclusion regulation, and on new studies submitted to address data gaps identified in the review report or to cover data requirements for uses that have not been evaluated before. Comments should be submitted using the form in [Appendix II: Reporting table](#) and must be submitted before the agreed deadline (see timelines, 3.12) in order to be taken into consideration by the ZRMS. Bilateral discussions among experts during the evaluation are encouraged.

According to the EU-guidance on zonal evaluations and mutual recognition under regulation (EC) No 1107/2009 and EU Guidance document on Renewal of authorisation according to Article 43 of Regulation (EC) No 1107/2009 the applicant shall be given the opportunity to comment on factual issues in the core assessment.

It is voluntary for the ZRMS to ask for comments by the applicant in cases of an application for re-registration under transitional measures.

3.12 Decision making

The risk assessments and registration reports (RR) prepared by ZRMS should be used by the others in order to prepare evaluation for the national regulatory decision. However, the outcome of the decision in each member state may vary due to national requirements, differences in climatic and agriculturally conditions (use of different scenarios) and different options for risk mitigation measures. This means that an authorisation granted in one member state not necessarily mean that an authorisation also will be granted in another. For further details on risk mitigation options see [Appendix V: List of mitigation options available in the Member States in the zone.](#)

3.13 Timelines

3.13.1 Application for re-authorisation of products (article 43)

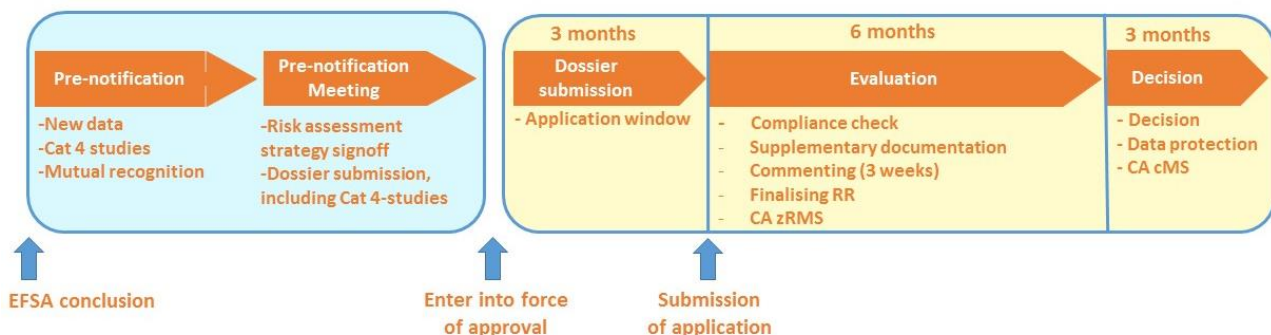
The allocation of the zonal RMS for the products within the Northern zone is initiated during the re-evaluation process (AIR-programs) of the active substances. The work is coordinated by one of the Northern zone MSs. The holder of the product authorisation will be notified of the zonal RMS for their product before the finalisation of the active substance evaluation.

It is highly recommended to have a pre-submission meeting before submission of an application for re-authorisations. It is also recommended, prior to application of re-authorisation, to notify the zRMS and cMS regarding:

- Category 4- data. See section 3.10 Category 4 data.
- Supported GAP and indication of amendments of the GAP (to be agreed in pre-submission meetings with ZRMS)
- Indication of which parts of the risk assessment need updating (to be agreed in pre-submission meetings with ZRMS)
- A "data matching list" according to the Commission guidance document (Template for Submission Demonstrating Access to a Complete Package According to Regulation (EU) 283/2013 and for the Data Matching Step, SANTE/2016/11449 7 December 2016)

A scheme of the process is given below.

SCHEME OF THE PROCESS FOR RE-AUTHORISATIONS



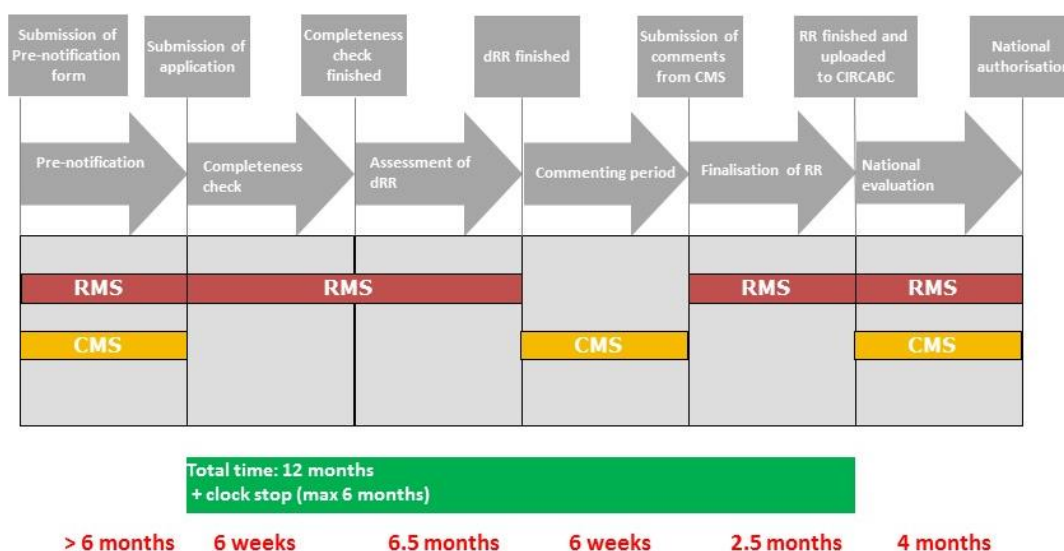
3.13.2 New product authorisations

A decision on who will act as ZRMS will be taken based on proposed ZRMS by the applicant as well as available resources and priorities set in each member state. The evaluation of the product and the proposed uses should be organised by the ZRMS as an individual project, setting specific deadlines and allocating in advance the necessary resources for the fulfilment of the obligations.

A six weeks period is given for the ZRMS to check the completeness of the application. The ZRMS will conduct the evaluation within 6.5 months. In case further information/studies are required a maximum six-month period is given to the applicant to complete the application, clock stop. When the draft registration report (dRR) is finalised (revision 0) it will be uploaded on CIRCABC and sent to the other Member States in the zone and the applicant for commenting. A six weeks commenting period is provided.

The ZRMS prepares a reporting table (see [Appendix II](#);) with all received comments and the ZRMS response including a remark on whether the comment has been accepted or not. The Registration Report (RR) (revision 1) is finalised taken the accepted comments into consideration and the report is uploaded on CIRCABC together with the reporting table. A notification is sent to the MSs within the zone that the evaluation is finalised and the outcome of the ZRMS decision. The other concerned Member States should take a decision within 120 days (excluding clock-stop time, if any left) of receipt of the registration report and the copy of the certificate of registration in the ZRMS. A scheme of the process for new product is given below.

SCHEME OF THE PROCESS FOR ASSESSMENT OF APPLICATIONS FOR NEW PRODUCT AUTHORISATIONS



3.13.3 Authorisation of low-risk products

The authorisation procedure for low-risk plant protection products is the same as for conventional plant protection products, but with different timelines. All provisions relating to authorisations under Regulation (EC) No 1107/2009 shall apply.

The zRMS shall decide whether the requirements for authorisation are met within 120 days from receiving the application for authorisation of a low-risk product. This period may be extended by maximum of 6 months if further information is requested. In addition, the timelines can be suspended if the procedure in Article 38 (assessment of equivalence) is necessary. Concerned member states shall at the latest within 120 days of the receipt of the assessment report and the copy of the authorisation of the Member State examining the application decide on the application.

3.14 Inter-zonal uses

The EU Guidance document on zonal evaluation and mutual recognition under Regulation (EC) No 1107/2009 should be followed.

3.15 Applications for mutual recognitions

The EU Guidance document on zonal evaluation and mutual recognition under Regulation (EC) No 1107/2009 should be followed. Some MS in the zone has also developed national Guidance documents on mutual recognitions, e.g. Sweden.

In all cases the following requirements must be fulfilled for mutual recognitions:

- Submission of the dossier (study reports)
- The assessment which is being referred to should fulfil the current requirements concerning form and detail (e.g. Registration Report)
- National requirements must be addressed
- Compliance with the national agricultural and environmental standards
- National risk management measures must be considered.

3.16 Withdrawal and amendment of authorisation based on zonal evaluations

The SANCO/13169/2010 (or later version) of **Guidance document on zonal evaluation and mutual recognition under Regulation (EC) No 1107/2009** should be followed.

3.16.1 Amendment of authorisation

Amendments shall be dealt with according to the zonal procedure, if applicable. Different types of amendments require various information and/or documentation to be submitted, and relevant sections of the latest registration report should be updated **accordingly**. Depending on the changes, revised sections or addenda should be submitted, **supported by the new information or data relied on**. The format should be agreed with zRMS. The table below shows which sections of the dRR need to be revised. All changes, **including the revised reference list**, should be highlighted for transparency reasons. It is not allowed to make other changes than those required for the applied amendment.

Type of amendment	Sections that should be revised and submitted according to the new dRR-format
Non-significant* formulation change, e.g. adding alternative co-formulant	- An updated part C The composition of the co-formulants needs to be submitted to all CMS to make commenting possible.
Significant* formulation change	- An updated part C - An updated part B1, 2, 4 or addenda - Updates/addenda of other necessary part B, e.g. analytical methods (method specificity), tox, efficacy etc.
Change or addition of source of active substance	- An updated part C (including status on equivalence related to renewal of active substance and possible update of reference specification must be included)

Change or addition of source of product	- An updated section, as it was originally submitted, part B1 or part C
Label extensions (crops, pests etc.)	- Updates/addenda for relevant part B's, depending on the amendment e.g. regarding analytical methods for residues if not addressed at EU level
Administrative changes (authorisation holder, name of product etc.)	National application only - No updated dRR necessary

*It is up to the MS to decide whether a formulation change is significant or non-significant. MS assessment will be performed by comparing the new formulation to the formulation for which a complete risk assessment was performed. See flow chart in section 4.1.1 for details.

Evaluation time should be appropriate to the kind of amendment being assessed, e.g. minor assessments taking a maximum of 6 months for the zRMS, including the commenting period of 3 weeks.

The final evaluation of these amendments should be made available as soon as possible, in order for cMS to finalise their evaluation. The other MS should make their decision within 120 days at the latest, preferably shorter depending on the amendment.

The SANCO/13169/2010 (or later version) of **Guidance document on zonal evaluation and mutual recognition under Regulation (EC) No 1107/2009** should be followed.

4 Assessment

Applicants are required to submit a full dossier according to the data requirements for products that is valid for the application (regulation 284/2013). In the format specified in the format of the draft registration Report – version 2015¹.

Compared to what was used in the past the following changes have been introduced:

- I. Applicants are required to prepare dossiers reflecting all intended uses in Northern zone.
- II. National data requirements concerning the specific problems in a country, as indicated in [Appendix IV: Summary of national requirements](#), have to be respected and data submitted for evaluation in the national addenda.
- III. An assessment should be conducted by applicants for the identification of worst case use(s)/scenarios following the risk envelope approach according to SANCO/11244/2011. Uses with similar characteristics can be assessed group-wise and that the risk assessment for different use groups can be simplified by focusing on the group with worst-case characteristics as a representative for other use groups.

Insofar, the concept requires:

- grouping of the intended uses according to certain criteria (e.g. crop, application rate, number of applications, timing, etc.) and
- sorting of those groups according to their estimated risk levels as determined by the target of the respective assessment.

¹ The latest version from 20. March 2015 should be used for applications submitted after 1. January 2016. However the previous version may be used for applications for renewal of products containing AIR II active substances.

It should be noted that this will often result in different grouping and sorting of results for the different sections of the dossier and even for the different areas of the environmental risk assessment, which needs to be documented transparently. It is very important that all worst case uses/scenarios are included in the dossier.

Guidance documents accepted on EU-level are applicable in the Northern zone from the implementation date of each guidance, whether the guidance is mentioned in this document or not. If the Northern zone has done any exemptions from these guidance documents, they are noted in this guidance document.

Duplication of vertebrate studies shall not be accepted by MS according to Article 62 (2). Additionally, if other alternative means exist (e.g. calculations according to the CLP regulation), which have been evaluated to properly address the effects investigated in a vertebrate study, vertebrate studies shall not be accepted. Vertebrate studies generated for authorisation in a regulatory jurisdiction outside the EU, should not be accepted.

4.1 Identity, physical chemical properties and analytical methods

If applicable the latest version of the following guidance documents shall be used:

- Manual on development and use of FAO and WHO specifications for pesticides. First edition - third revision, Rome, March 2016.
<http://apps.who.int/iris/bitstream/10665/246192/1/WHO-HTM-NTD-WHOPES-2016.4-eng.pdf?ua=1>
- The International Code of Conduct on Pesticide Management, FAO Rome and WHO Geneva 2014.
<http://www.fao.org/agriculture/crops/thematic-sitemap/theme/pests/code/en/> / (March, 2015)
- United nations recommendations on the transport of dangerous goods (UN RTDG) manual of tests and criteria
http://www.unece.org/fileadmin/DAM/trans/danger/publi/manual/Rev4/English/01E_intro.pdf
- ECHA guidance on the application of the CLP criteria
<http://echa.europa.eu/web/guest/guidance-documents/guidance-on-clp>.
- SANCO/3030/1999, rev. 4, 11th July 2000. Technical Material and Preparations: Guidance for generating and reporting methods of analysis.
- SANCO/825/2000, rev. 8.1, 16th of November 2010, Guidance document on pesticide residue analytical methods.
- Guidance document on the finalization of the reference specification for technical active substances after peer review (SANCO 6075/2009, rev.3, July 2009).
- Guidance document on Pesticide Residue analytical methods (Series on Pesticides, No.39, Series on Testing and Assessment; No.72; OECD 2007).
- EU Guidance document on the assessment of the equivalence of technical materials (SANCO 10597/2003, rev. 10.1, 13th of July 2012).
- Guidance document on significant and non-significant formulation changes, SANCO 12638/2011, 20th November 2012²
- Technical guideline on the evaluation of extraction efficiency of residue analytical methods, SANTE 2017/10632, rev.3, 22 November 2017.

Some of the guidance documents listed above are available on the EU Commission website http://ec.europa.eu/food/plant/pesticides/approval_active_substances/guidance_documents_en

4.1.1 Identity of the plant protection product

All former and current trade names and available development code numbers of the plant protection product shall be provided. When trade names and code numbers refer to related or similar but not identical plant protection products, **their composition and** full details of the differences shall be provided. Each product code number shall be specific to a unique plant protection product.

The identity and content of the technical active substance (based on the **applicant** specified minimum purity), the content of pure active substance and, if relevant, the corresponding content of the variant (such as salt or ester) of the active substance in g/kg or g/L and % w/w shall be given.

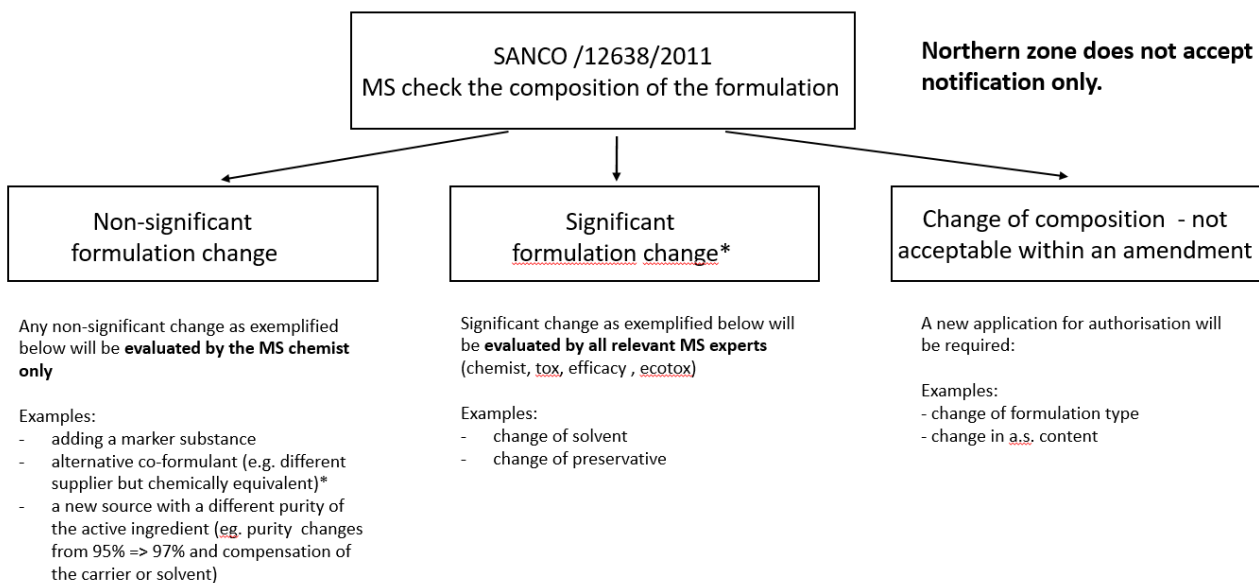
The acceptability of active substance's identity of every manufacturing source notified in the formulation shall be given with the precise reference to the EU relevant document (DAR/**RAR** Vol 4 Annex C, addendum to the DAR/**RAR** Vol 4 Annex C, Equivalence report, RMS, month, year of issue).

The identity and content of safeners, synergists and co-formulants shall be given. For co-formulants, which are mixtures, the detailed complete composition shall be provided. If the applicant does not have access to proprietary data of the co-formulants, then the applicant must contact the supplier and ask them to submit the data directly to the competent authority. The competent authorities will treat this information as strictly confidential. The trade name, where available, shall also be provided in part C of the dRR.

Information concerning suggested alternative co-formulants (e.g. from different suppliers) shall be included in the application. They must be chemically equivalent, and detailed composition for each alternative co-formulant is to be submitted to **all cMSs** for equivalence assessment. Chemical equivalence will be assessed on a case by case basis.

With regard to formulation changes, it is up to the MS in question to decide whether a formulation change is significant or non-significant. **Northern zone does not accept notification only for formulation changes but always requires an application according to NZDG Section 3.17.** MS assessment will be performed by comparing the new formulation to the formulation for which a complete risk assessment was performed. Please see figure below **and Chapter 3.17.**

Northern zone - procedure for evaluation of formulation changes



*) Should be made available for commenting for relevant NZ MS.

Safety data sheets pursuant to Article 31 of Regulation (EC) No 1907/2006 as amended by Regulation (EC) No 453/2010 shall be provided and references to them included in Part C of the dRR.

4.1.2 Physical, chemical and technical properties of the plant protection product

The dRR should be a standalone document and the result of individual tests and study reports shall be reported in the Phys-Chem properties table for transparency.

An adjuvant can have a great influence on the physical and chemical properties of the formulation, especially technical characteristics. If the formulation has to be used with an adjuvant then it should be clearly specified (e.g. by trade name) on the label and in the GAP. In this case, tests on relevant physical-chemical properties for the product mixed with the adjuvant in question are required. If there are available data from efficacy study (field test performed with product-adjuvant mix) that show good physical compatibility and acceptable technical properties, then this will in most cases be sufficient for the physico-chemical section.

Storage stability test at elevated temperature is always required independent of whether a 2-year storage stability test at ambient temperatures is available or not. The 2-year shelf life study should be carried out in the same material as the commercial packaging, and the final results of the study must be available before the authorisation is granted.

If theoretically a relevant impurity could be formed during storage, then its content should be determined before and after storage (accelerated and shelf-life studies). If it could not be formed during storage, then determination of its content is not required after storage. In cases where the relevant impurity cannot be formed upon manufacture or storage, then a justification for not submitting data on the content of the relevant impurity in the formulated product shall be provided. However, a validated analytical method for the determination of the relevant impurity in the formulation is always required.

If tank mixing is recommended on the label, then the physical compatibility should be demonstrated, by ASTM E1518-05 method or equivalent, and reported. Alternatively, the acceptability of tank mixing may be based on evidence from a relevant field study evaluated in the efficacy section of the dRR (see also section 4.4 of this guidance). Known non-compatibility shall be reported.

4.1.3 Methods of analysis

Study summaries and reference lists shall be provided for all analytical methods, and study reports of the methods relevant for the application shall be provided. If the method has been assessed and accepted at EU-level, this should be indicated with reference to its assessment. If new or old methods used for generation of data for risk assessment are submitted, a reason as to why these are needed should be provided with cross-references to the corresponding studies of the risk assessment (tox, ecotox, fate, residues or efficacy).

Validated methods, including those for the generation of data and for post approval control and monitoring, are to be provided for:

- analysis of the formulation
- relevant impurities
- residue determination in food/feed of plant and animal origin, including extraction efficiency addressed where relevant
- residue determination in the environmental matrices and body fluids and tissues.

Methods should be provided for the formulation that is intended to be authorised. According to Commission Regulation (EU) No 284/2013, an analytical method for the determination of the relevant impurity (including

those that are specified in the FAO specification) **present** in the formulation is a data requirement independently of whether it is formed or not during storage. The LOQ of the method shall be below the maximum concentration of the relevant impurity in the formulated product, unless a scientific statement is provided to justify a **LOQ above the maximum concentration.**

4.2 Toxicology

The most recent versions of the following guidance documents should be used for the core assessment:

- SANCO/10328/2004-rev 8 (24.01.2012). Guidance Document on the Evaluation of New Active Substance Data Post Approval
- SANCO/221/2000 –rev.10, 25 February 2003. Guidance Document on the Assessment of the Relevance of Metabolites in Groundwater of Substances Regulated Under Council Directive 91/414/EEC
- EFSA (European Food Safety Authority), 2017. Guidance on dermal absorption. EFSA journal 2017; 15(6):4873, 60 pp. <https://doi.org/10.2903/j.efsa.2017.4873>. The implementation follows SANTE/2018/10591, 25 May 2018.
- SANCO/12638/2011. Guidance document on significant and non-significant changes of the chemical composition of authorised plant protection products under Regulation (EC) NO 1107/2009 of the EU Parliament and Council on placing of plant protection products on the market and repealing Council Directives 79/117/EEC and 91/414/EE²
- EFSA (European Food Safety Authority), 2014. Guidance on the assessment of exposure of operators, workers, residents and bystanders in risk assessment for plant protection products. EFSA Journal 2014; 12(10):3874, 55 pp., doi: 10.2903/j.efsa.2014.3874. (referred to as EFSA OPEX GD). The implementation schedule and applicability of this Guidance should follow SANTE-10832-2015 revised version 1.7, 27 January 2017.

Specific national requirements are listed for each country within the Northern zone in **Appendix IV: Summary of national requirements** and **Appendix V: List of mitigation options** available in the Member States in the zone.

4.2.1 Acute Toxicity

If the PPP applied for has been considered in the EU peer review process of the active compounds it is not necessary to include a study summary in the dRR for evaluation. However, study summaries must be submitted if the toxicological classification (for any of the acute toxicity endpoints that are included in the data requirements) for the PPP was not according to CLP (Reg. 1272/2008). Likewise, if the study was evaluated according to previous data requirements that do not apply anymore.

When the hazard assessment for the PPP applied for is based on data for another similar formulation the principles of Regulation (EC) No 1272/2008 (Annex I point 1.1.3) and SANCO/12638/2011 should be applied and a comprehensive bridging statement should be included in the dRR Part C.

The replacement of a study with an alternative approach under the CLP Regulation requires, according to the data requirements, that the specific toxicity of all components should be provided or reliably predicted. The applicant should provide a calculation of the classification from the information they have available. It is the responsibility of the applicant to ensure that the information about the co-formulants is provided by the supplier to the ZRMS and CMS(s) in order to evaluate the calculation of the classification.

² See section 4.1.1

Acute Inhalation

Until a change in Regulation (EU) No 284/2013 (the data requirement) section 7.1.3, condition i) or a harmonised EU interpretation is established, acute inhalation toxicity should always be addressed if the product in any state is to be sprayed. See Appendix IV for national approaches on how to deal with this data requirement.

4.2.2 Exposure Assessment

Assessments regarding exposure of operators, workers, bystanders and residents are obligatory. The exposure assessment shall cover the worst-case conditions for all types of intended uses within the Northern zone.

Acute risk assessment for operator and bystander exposure can be performed only when the AOEL values for active substances are established at EU level. Acute worker exposure cannot be estimated as information in the EFSA Guidance 2014 is currently not suitable

In those cases where refinement is needed by adding personal protective equipment (PPE), all tiers of the assessment should be presented.

For products containing more than one active substance, cumulative risk assessment of operator/worker/bystander/resident exposure should be conducted. In the first tier, combined exposure is calculated as the sum of the component exposures (as % of the AOELs) without regard to the mode of action or mechanism/target of toxicity. Further refinement of the cumulative risk assessment is needed if the sum of the predicted exposure as % of the AOELs exceeds 100 % (i.e. exceeds 1 of the Hazard Index). Such refinements should be justified taking into consideration:

- The EFSA opinions on grouping of pesticides for cumulative risk assessment on the basis of their toxicological properties and/or
- The most appropriate critical NOAEL and specific AOEL.

According to Regulation (EC) No 1107/2009 safeners, synergists, and adjuvants³ shall be included in the risk assessment. Until detailed rules and the date of application are established, a hazard assessment using the Safety Data Sheets (SDS) should be performed.

Member States do not have the resources to evaluate new models. Applicants are therefore advised to use the models that are specified in this guidance document. Also, the Applicants are encouraged to share new models and results from field studies with EFSA/COM in order to facilitate the development and harmonisation of exposure models.

Relevant approaches developed by EFSA should be applied when available.

4.2.2.1 Operator Exposure

The following exposure models are acceptable:

- EFSA GD Exposure Calculator
(Available on <https://efsa.onlinelibrary.wiley.com/doi/10.2903/j.efsa.2014.3874>)

³ See Appendix IV for national requirements for Norway on adjuvants.

- Dutch model (greenhouses)
(Available on <https://english.ctgb.nl/plant-protection/documents/assessment-framework-ppp/2016/10/27/calculation-model-operator-nl-greenhouse>)
- Seed Tropex model (seed treatment)

For all models a default body weight of 60 kg should be used while, as a first tier, the rest of the standard input parameters are not changed.

With regard to EFSA Guidance Exposure Calculator:

The values of treated area per day used for the estimation of operator exposure in EFSA GD Exposure Calculator should not be adjusted for smaller areas. Not even if less modern equipment is assumed, since the AOEM covers also less sophisticated techniques.

Initially, the assessment shall be made with the assumption that the operator is not using any PPE. However, regular workwear (as defined in the EFSA OPEX GD) is assumed. See Table 4.2.2.6-1 for an overview of the tiered approach, use of PPE and other risk mitigation measures applicable in the NZ.

For tunnel uses the Dutch greenhouse model should be used as it is considered the worst-case operator exposure scenario.

4.2.2.2 Non-professional user

The following exposure models are acceptable:

- UK POEM
(Available on <http://www.hse.gov.uk/pesticides/topics/pesticide-approvals/pesticides-registration/data-requirements-handbook/operator-exposure.htm>)
- German model (75th percentile)
(Available on <https://www.kemi.se/en/pesticides-and-biocides/plant-protection-products/apply-for-authorisation-for-plant-protection-products/plant-protection-products/application-forms-and-guidance-documents-for-plant-protection-products>)
- Dutch model (greenhouses)
(Available on <https://english.ctgb.nl/plant-protection/documents/assessment-framework-ppp/2016/10/27/calculation-model-operator-nl-greenhouse>)
- PHED
(Available on <https://www.epa.gov/pesticide-science-and-assessing-pesticide-risks/occupational-pesticide-handler-exposure-data#calculator>)
- Puffer pack model
(Available on <http://www.hse.gov.uk/pesticides/topics/pesticide-approvals/pesticides-registration/data-requirements-handbook/operator-exposure.htm>)
- UK Trigger Spray model
(Available on <http://www.hse.gov.uk/pesticides/topics/pesticide-approvals/pesticides-registration/data-requirements-handbook/operator-exposure.htm>)

The assessment of products for non-professional (home & garden) use should consider the type of formulation, condition/location of use, method of application, type and size of container. The choice of exposure model should be justified in the dRR and will be evaluated on a case by case basis. A product applied both upward and downward outdoor should be assessed according to both the German and UK POEM model. Relevant tiered approach to exposure evaluation should follow table 4.2.2.2-1. The use of personal protective equipment to reduce exposure to an allowable level is not acceptable for non-professionals because of the risk of inappropriate handling due to lack of knowledge in this group. It should be noted that user conditions of higher tier exposure assessments might affect the user conditions stipulated in the national product authorization.

Table 4.2.2.2-1. Models and input values for a tiered exposure assessment of non-professional users

		UK POEM	German model	Dutch greenhouse	UK Trigger ^c	PHED	Pufferpack ^c
		Solids/liquids	Solids/liquids		Ready-To-Use	Solids	Solids
Low target 1 st tier	Work rate ha/day	0.1ha		0.1ha		0.1ha	
	Exposure duration	2h			2h		1h
Low target 2 nd tier ^a	Work rate ha/day	0.01ha ^b		0.01ha			
	Exposure duration	0.5h ^b			0.5h ^b		0.5h ^b
High target 1 st tier	Work rate ha/day		1 ha ^b	0.1ha			
High target 2 nd tier ^a	Work rate ha/day		0.1ha	0.01ha			

^a FI will assess 2nd tier on a case by case basis

^b default value

^c default work rate is ~0.01 ha/day

4.2.2.3 Worker Exposure

The following exposure calculations and input parameters are acceptable:

- EFSA GD Exposure Calculator to both outdoor and indoor scenarios (Available on <https://efsa.onlinelibrary.wiley.com/doi/10.2903/j.efsa.2014.3874>)
- Seed Tropex model - sowing

For tunnel uses the EFSA calculator indoor scenario should be used as it is considered the worst-case worker exposure scenario.

Inhalation exposure

The inhalation contribution should be taken into consideration for indoor uses. If it is not a part of the EFSA calculator a realistic worst case should be applied. For instance, in berries, spray application does not take inhalation into consideration. Low volume mist or roof fogger are considered as worst case instead of taking into account another use like ornamentals where spray application does account for the inhalation contribution.

Dissipation of the active substance on the foliage

A default dissipation half-life of 30 days should be used for organic substances only if no DT₅₀ value or half-life data representative of the supported use(s) are reported.

Dislodgeable foliar residues (DFR)

If data on the amount of dislodgeable foliar residues (DFR) under the proposed conditions of use are not available, default assumption (3 µg a.s./cm² of foliage/kg a.s. applied/ha;) shall be used.

Experimental data on DFR can be included, if all of the following is fulfilled:

- the study covers all the intended uses (GAP). This includes the application rate, number of applications, application efficiency, equipment, environmental conditions (i.e. relevant time of year and geographic location), crop type, physical and chemical properties of the applied PPP.
- an official guidance/guideline is applied and referred to (e.g. US EPA OPPTS Guidelines 875.2000; 875.2100, Guidance for determination of dislodgeable foliar residue, HS-1600 revised 2002, California EPA or comparable).
- the study follows GLP standards.

Data from a DFR study could provide a basis for the selection of protective measure as re-entry/waiting period (in hours or days). However, acceptability of a re-entry/waiting period for particular PPP is decided on by each MS (see Table 4.2.2.6-1).

Transfer coefficient (TC)

At first, the assessment shall be made using available data with the assumption that the worker is not using any PPE: normal work clothing/workwear (coveralls or long-sleeved jacket and trousers) is assumed. Further refinement using gloves (PPE) is needed if the predicted exposure exceeds the AOEL. Each MS decides on appropriateness of using gloves as a refinement of exposure assessment (see Table 4.2.2.6-1).

4.2.2.4 Bystander & Resident Exposure

For long term risk assessment, the following approach, exposure calculations and input parameters are acceptable:

- as a Tier I EFSA GD Exposure Calculator for resident. For PPPs with no potential acute systemic toxicity the longer-term risk assessment for residents covers the risk assessment for bystanders. If the estimated resident exposure (the mean value of all pathways) exceeds the AOEL, increasing of buffer zones and the use of drift-reducing nozzles could be considered. These risk mitigation measures may be accepted by some MS (see Table 4.2.2.6-1).
- No fully detailed higher-tier risk assessment schemes are currently available; however, some risk management options could be considered for *ad-hoc* approaches for controlling risk or conducting a more refined assessment, e.g. using experimental data on active substances air concentration or including data on saturated vapour concentration

For tunnel uses the EFSA calculator outdoor scenario should be used as it is considered the worst-case bystander and resident exposure scenario.

Recreational exposure

A risk assessment for recreational exposure is necessary for an application of a PPP on golf course, turf, other sports lawns or amenity turf/grassland areas where member of the public is likely to have access^{4,5}. Additionally, for an application of a PPP on golf course, turf, lawns, grassland etc. an assessment of re-entry/waiting periods has to be submitted in the core dRR. However, acceptability of a re-entry/waiting period will be decided on by each MS.

⁴ See Appendix IV for restrictions in Norway for the use of PPPs on areas accessible for the public.

⁵ In the EFSA GD Exposure Calculator choose golf course, turf and other sports lawns to assess the risk of recreational exposure

4.2.2.5 Field studies

In general, where no standardised **first tier method** of operators, workers, residents and bystander's exposure assessment is available and a PPP application scenario is not covered by the exposure models and provisions mentioned above, an appropriate **ad hoc method** might be applied. This includes conducting field measurements in order to obtain more accurate and specific exposure data as well as deriving the exposures at the 75th and 95th percentiles for longer term and acute exposures, respectively. The respective requirements of EFSA OPEX GD chapter 4.3 should be followed.

A short summary describing the field study and the main parameters, including the application rate and specific application equipment, personal protective equipment, the frequency and duration of pesticide handling and the weather conditions should be included in the dRR.

A justification should be provided in the dRR (Part C if confidential) if the field study is performed on a different product, active substance or use. Accepted variations to the applied product and use are described below in the requirements. Furthermore, a comparison of relevant physical/chemical parameters for the applied and tested products and/or active substance should be included and deviations should be justified in the dRR.

It should be noted that user conditions of field studies might affect the user conditions stipulated in the national product authorization.

In addition to these general requirements the following requirements need to be met for field studies concerning operator exposure assessment and seed treatment exposure assessment, respectively:

Specific requirements to field studies concerning operator exposure assessment

- Perform the study according to OECD Guidance no 9 and follow GLP standards (OECD guideline No 6)
- The study shall be conducted on the product applied for or a product with identical formulation type, similar physical chemical properties (pH, viscosity, density, surface tension and dustiness for solid), same tank mixture requirements including (but not limited to) mixing with other PPP, solvents and water. If conducted with another active substance, then the active substances should have similar relevant physical chemical parameters such as vapour pressure.
- Study parameters shall cover those specified in the NZ GAP table including (but not limited to) highest dose rate, application method, season, crop type, as well as relevant application equipment and temperature should be used.
- The study shall cover all relevant product and packaging parameters including (but not limited to) closed mixing and loading systems, water soluble bags, neck opening, container size
- The data shall include all outliers in the data set as they represent realistic use

Requirements to seed treatment field studies

An operator exposure seed treatment field study should be specific to the circumstances in which the product will be used or provide a refinement of the Seed TROPEX model using more realistic parameters to the particular scenario under evaluation. The study should be performed according to OECD Guidance no 9 and follow GLP standards (OECD guideline No 6). In addition, the study should always cover the same seed treatment method and monitor the same work tasks as would be expected by the type of seed and formulation, by label instructions and by relevant parameters in the NZ GAP. The field study should cover that type of treatment facility (e.g. (semi-) industrial treatment, treatment on farm and mobile treatment) for which the product is applied for.

Treatment of the seeds should be performed with a product having the same formulation type and similar adhesion to the seeds. The seeds must be identical to the seeds specified in the NZ GAP table.

Regarding worker exposure, the same sowing method as expected by the type of seed and formulation, by label instructions and by relevant parameters in the NZ GAP should be covered by the field study. During sowing, the crop and active substance do not need to be the same. However, product must have similar adhesion to the seed and dustiness to make sure that the exposure conditions to the product may be considered comparable. The seed should have similar size and surface.

4.2.2.6 Risk mitigation measures

Table 4.2.2.6-1 gives an overview of the acceptable risk mitigation measures in each of the member states of the Northern zone.

Concerning label requirements, there are different approaches. In some countries the need for use of work-wear and gloves is not put on the label since this is part of the professional training and also standard equipment under other regulations (worker protection). Other countries state the PPE to be used on the label as the risk assessment is done by the regulators of PPP and thus can be more specific.

Buffer strip and drift reducing equipment are new risk mitigation measures for the health risk assessment. Hence, not all MS are ready to accept these. However, it may be accepted or only partly accepted with time, when more experience has been gained, and MS legislation will be changed accordingly. The use of buffer strip and drift reducing equipment will be required on the label if required as risk mitigation measures.

Table 4.2.2.6-1: NZ approach⁶ of choosing PPE and other risk mitigating measures in the EFSA calculator.

	DK	NO	SE	FI	LT	LV	EE	Harmonized
Operator								
Tiered approach Workwear (mix/load+appl) + 1. No PPE 2. Gloves mix/load 3. Gloves mix/load + appl	Y	Y	Y	Y	Y	Y	Y	Y
RPE	Y	Y	Y	Y	Y	Y	Y	Y
Head covered	Y	Y	Y	Y	Y	Y	Y	Y
Closed cab	Y	N	Y	N	Y	Y	Y	N
Drift reducing equipment	Y	N*	Y	Y	Y	Y**	N	N
Residents/ bystanders								
Buffer strip	Y	N	Y	N	Y	Y	Y	N
Drift reducing equipment	Y	N*	Y	Y	Y	Y	N	N
Both buffer strip + drift red.	Y	N*	Y	N	Y	Y**	N	N
Workers								
Greenhouse								
Workwear	Y	Y	Y	Y	Y	Y	Y	Y
Tiered approach. Workwear + 1. No PPE 2. Gloves	Y	Y	Y	Y	Y	Y	Y	Y
Re-entry period	Y	Y	Y	CbC***	Y	Y	Y	N
Field use								
Workwear	Y	Y	Y	Y	Y	Y	Y	Y
Tiered approach. Workwear + 1. No PPE 2. Gloves	CbC***	Y	CbC***	Y	Y	Y	Y	N
Re-entry period	CbC***	Y	N	CbC***	Y	N	Y	N

*Under evaluation **Experience is needed before changing legislation ***Case by Case. Regarding field use/tiered approach gloves will be accepted case by case by DK and SE.

4.2.3 Dermal Absorption

Full summaries of studies on the dermal absorption that have not previously been evaluated within an EU peer review process should be submitted. The dermal absorption values of studies that have previously been evaluated should demonstrate that they were derived in accordance with the latest Guidance on Dermal Absorption.

If the dermal absorption study is performed on another similar product, a scientifically based bridging statement should be included in the dRR. The bridging statement should include a comparison of the composition of the two products and also take into consideration a possible difference in the dilution rates. The criteria for when two formulations can be considered similar are listed in the latest Guidance on Dermal Absorption.

⁶ See Appendix IV for National requirements and Appendix V for mitigation options available in the member states in the zone

If the use of default dermal absorption values, as defined in the above-mentioned Guidance, indicates safe use for all exposure groups without the use of PPE in the exposure assessment accepted by the MS, the applicant could refrain from performing a dermal absorption study or from bridging to a similar product.

New dermal absorption studies should preferably be conducted using human skin in vitro.

4.2.4 Formulation Changes

Evaluation of significant formulation changes⁷ as indicated by SANCO/12638/2011 should consider:

- the need of a new dermal absorption study on the basis of the type and function of the co-formulant that is being changed as indicated in the dermal absorption GD section 6.2 'Use of data on similar formulations'. A new study will not be required if the applicant can demonstrate acceptable exposure when using default values.
- hazard assessment of the end-points eye and skin irritation and sensitisation based on the classification of the co-formulant.

4.2.5 Assessment of the relevance of metabolites in groundwater

A metabolite is considered to be of concern when the concentration is above 0.1 µg/L. In some cases, the Northern Zone FOCUS scenarios may predict higher concentrations of groundwater metabolites than the EU FOCUS scenarios. An assessment of the relevance of metabolites of concern in groundwater should be included in the core assessment if the metabolite has not been assessed during the EU evaluation.

The assessment of the relevance should cover all the requirements in the GD (SANCO/221/2000 – rev.10) on the relevance of metabolites in groundwater. The full relevance assessment is to be presented in the core dRR, Part B section 6 and 10.

4.3 Residues

The applicant should write a separate draft registration report (dRR) for the northern zone only instead of a core dRR for whole EU. The GAP and the residue data should reflect the intended use in the northern zone.

Headlines not mentioned in this guidance document should be dealt with in accordance with the Guidance document on the presentation and evaluation of dossiers according to annex III of Directive 91/414/EEC in the format of a (draft) Registration Report (SANCO/6895/2009).

The following guidance documents should be used for the core assessment for the northern zone in accordance with Commission Communication in the framework of the implementation of Commission regulation (EU) No 283/2013 of 1 March 2013 setting out the data requirements for active substances, in accordance with Regulation (EC) No 1107/2009 of the European Parliament and of the Council concerning the placing of plant protection products on the market (OJ, C95/1):

- OECD (2009). Guidance Document on Overview of Residue Chemistry Studies (as revised in 2009). Environment, Health and Safety Publications. Series on Testing and Assessment No. 64 and Series on Pesticides No. 32
- OECD (2011) Guidance Document on Crop Field Trials (Series on Testing and Assessment No. 164 and Series on Pesticides No. 66)

⁷ Refer to the physical/chemical section for the evaluation of formulation changes and what is considered as a significant change.

- OECD (2008). Guidance document on magnitude of pesticide residues in processed commodities. Environment, Health and Safety Publications. Series on Testing and Assessment No. 96.
- OECD (2009). Guidance Document on the Definition of Residues. Environment, Health and Safety Publications. Series on Testing and Assessment No. 63 and Series on Pesticides No. 31
- SANCO/7525/VI/95 rev. 10.3 (13 June 2017). Appendix D – Comparability, extrapolation, group tolerance and data requirements
- SANCO/7039/VI/95 EN. 22 July 1997. Appendix I – Calculation of maximum residue levels and safety intervals
- OECD MRL calculator (2011)
- SANCO/11187/2013 rev. 3. 31 January 2013. Appendix J – Nature of pesticide residues in fish
- SANTE/11956/2016 rev.9 14 September 2018 (Technical guidelines for determining the magnitude of pesticide residues in honey and setting Maximum Residue Levels in honey) will be applied to applications received at or after 1 January 2020.
- SANCO/3029/99 EU, rev.4, 11 July 2000- Residues: Guidance for generating and reporting methods of analysis in support of pre-registration data requirements
- SANCO/825/00 EU, rev. 8.1, November 2010, Guidance document on pesticide residue analytical methods (post-registration monitoring and control)
- EFSA technical report “Recommendations on the use of the proportionality approach in the framework of risk assessment for pesticide residues” (EFSA supporting publication 2018:EN-1503)
- OECD (2007). Guidance Document on Pesticide Residue Analytical Methods. Environment, Health and Safety Publications. Series on Testing and Assessment No. 7 and Series on Pesticides No. 39
- OECD TEST GUIDELINES No. 501, 502, 503, 504, 506, 507, 508, 509

Specific national requirements are specified for each country in [Appendix IV: Summary of national requirements](#).

4.3.1 Stability of residues

Information on storage stability shall be included as well as the storage period between harvest and analysis in the residue trials. Alternatively, indicate whether the analyses have been performed within the period given for storage stability.

4.3.2 Studies on metabolism in plants or livestock

Insert brief summary of metabolism, distribution and expression of residue data in plants and livestock or cross reference to EU review. It shall be mentioned in which commodities and animals the metabolism studies are performed. Also, unresolved problems/items from the EFSA conclusion report shall be mentioned as well as how they are solved, e.g. new studies.

Residue definitions currently in place for both monitoring and risk assessment shall be mentioned and a reference included. If there is a conversion factor from the residue definition for monitoring to risk assessment the factor shall be stated.

4.3.3 Residue trials (supervised field trials)

Supervised field trials from Northern residue zone, defined in guidance document SANCO/7525/VI/95, should be used. Insert at least a brief summary of residue trials for all uses (e.g. summary schemes) including,

- Report No. and Location including Postal Code
- Commodity/Variety

- Date of 1. Sowing or Planting, 2. Flowering, 3. Harvest
- Application rate per treatment (g as/hl & water l/ha & g as/ha)
- Method of treatment
- Dates of treatment(s) or no of treatment(s) and last date
- Spray interval (days)
- Growth stage at last treatment or date
- Portion analyzed
- Residues (mg/kg)
- PHI (days)
- Remarks

Include also a statement of the validity of the analytical methods used and explain extrapolation between crops (according to the guidance document SANCO/7525/VI/95 rev. 10.3, 13 June 2017). Indicate if the methods include analysis of all substances included in the residue definition for both monitoring and risk assessment.

4.3.4 Livestock feeding studies

Insert brief summary of livestock feeding studies. If studies are not necessary (see guidance document SANCO/7031/VI/95) an explanation shall be given.

4.3.5 Studies on industrial processing and/or household preparation

Insert brief summary of studies on industrial processing and/or household preparation. If studies are not necessary (see guidance document SANCO/7035/VI/95) an explanation shall be given.

4.3.6 Studies for residues in representative succeeding crops

Insert brief summary of studies for residues in representative succeeding crops. If studies are not necessary (see guidance document SANCO/7524/VI/95) an explanation shall be given.

4.3.7 Estimation of Exposure through Diet and Other Means

It should be demonstrated that the uses of the evaluated plant protection product do not have any harmful effect on human including vulnerable population subgroups, or animal health, directly or indirectly through food, feed and drinking water.

The assessment of residues on and in food or feed should include estimate acute and chronic exposure levels in relation to toxicological reference values and endpoints for all relevant residue species. Also known cumulative and synergistic effects can be taken into account where the scientific methods accepted by the European Food Safety Authority to assess such effects are available, or on groundwater.

In addition that the evidence should be scientific, no guidelines exist as to how consumer safety should be assessed. Currently most widely used method is PRIMo, in which each MS can use dietary intakes based on their national diets. Deterministic methods have been proven useful to demonstrate the consumer safety for a use or uses of any given plant protection product and are currently the method of choice.

The acute and chronic intake data for various commodities are based on national dietary surveys provided by each MS.

A chronic dietary exposure should be evaluated by calculation of the theoretical maximum daily intake (TMDI) using EFSA model (PRIMo revision 2 for applications received before 1 February 2018 and for application received later, PRIMo revision 3) using all existing MRL values. If these calculations result in an ADI exceedance, refinements should be done using supervised trial median residue (STMR) values from the supervised residue trials. Further refinements could sometimes be relevant.

A short-term intake calculation should also be performed using the EFSA model (PRIMo revision 2 or 3) based on the MRL values for the crops included in the application. If the calculations result in an ARfD exceedance, refinements could be done using highest residues (HR) from the supervised residue trials. When estimating the short-term dietary exposure STMR values should not be used.

In case new national data are to be employed for the NESTI and NEDI assessments, such national requirements shall be specified for each country in [Appendix IV: Summary of national requirements](#).

4.3.8 Comparability, extrapolation, group tolerance and data requirements for pesticides residues in food and raw agricultural commodities

The rules for comparability, extrapolation, group tolerance and data requirements for pesticides residues in food and raw agricultural commodities, described in guidance document SANCO/7525/VI/95 rev. 10.3, 13 June 2017, should be used.

The extrapolation results from trials in sugar beets to fodder beets and vice versa can be accepted.

Outdoor and indoor data are required, but applicant should also consider different coverings. The applicant should verify that the worst-case situation has been covered. If the residue data indicates that MRL may be exceeded, more information could be needed.

The extrapolation rules apply also for establishing of the non-residue situation (guidance document SANCO/7525/VI/95 rev. 10.3, 13 June 2017).

4.3.9 Residue issues related to renewal of products (article 43)

Concerning residues/MRL it is only possible to add a crop if this crop can be extrapolated from a crop already authorized. E.g. rye can be included if wheat is already included provided that the GAP for rye is the same as for wheat.

4.4 Efficacy

The guidance on requirements for efficacy data is available at <http://agro.au.dk/en/public-sector-consultancy/guidance-on-requirements-for-efficacy-data/>

Specific national requirements are specified for each country in [Appendix IV: Summary of national requirements](#).

4.4.1 Efficacy issues related to renewal of products (article 43)

1. Applicants are strongly encouraged to submit a BAD (Biological Assessment Data). Trial reports should be submitted and if a BAD is not submitted, the applicant is obliged to provide information on the origin of the data summarized in the various tables/figures of the dRR. The dRR should be a concise summary of the BAD and if a BAD is not submitted, it is a concise summary of the supporting data. A dRR with all sections must be submitted.
2. The applicants can ask for label extension but only for use already authorized in at least one of the countries in the Northern zone.
3. The applicants are required to provide an overview of the current authorizations in the Northern zone either as a table inserted in the dRR or by providing the current GAP tables (in English) for each of the concerned countries in the zone. Labels in local language are not sufficient documentation.
4. The countries in the Northern zone belong to two EPPO zones (Maritime and North-East) and if the applicant applies for authorization in both zones, efficacy data from both zones should be submitted. However, as mentioned in the EPPO Standard P1/241 Guidance on Comparable Climate 'data from other zones may in any case be considered acceptable if the actual prevailing conditions are comparable'. It is up to the applicant to justify that data from one EPPO zone is acceptable for registration in the other EPPO zone. Data from other zones than the Maritime and the North-East zone should not be included in the dRR.
5. Dose extrapolation of +/- 10% are accepted without further justification. Other extrapolations should be justified in the dRR. Concerning acceptable extrapolations between pest species and crops, the applicant should consult the Guidance on requirements for efficacy data for zonal evaluation of a plant protection product in the Northern Zone and the [Annex 1: Minimum number of trials to be conducted in the Northern Zone](#).
6. If the active substance is candidate for substitution, the starting point for Comparative Assessment (CA) is efficacy. CA is a national issue and not a zonal issue and the data/justification for maintaining the product on the market should be included in the National Addenda, and not in the core assessment. Comparative assessment dossier should be submitted according to the Guidance document on Comparative Assessment and Substitution of Plant Protection products in accordance with Regulation (EC) No 1107/2009 (SANCO/11507/2013) by applicant. All member states do their own CA assessment and decision nationally.

4.5 Environmental Fate and Behaviour

Disclaimer:

1. *This guidance is for assembling a core assessment and does not fully cover the various national requirements for risk assessments. In some cases, specific national guidance must be consulted additionally. Specific national requirements are presented in [Appendix IV: Summary of national requirements](#).*
2. EU-guidance documents should be followed from the implementation date of the specific guidance document. Any deviations from the EU-guidance that is stated in the NZ guidance document should be followed from the implementation date of the NZ guidance document.

Many of the specific national requirements are to be included in the core assessment as outlined below. However, if approval is not applied for in a specific country the specific national requirements do not need to be addressed.

The following guidance documents should be used for the core assessment:

- SANCO/221/2000 rev.10 (final). 25 February 2003. Guidance document on the assessment of the relevance of metabolites in groundwater of substances regulated under council directive 91/414/EEC⁸.
- Generic Guidance for Estimating Persistence and Degradation Kinetics from Environmental Fate Studies in Pesticides in EU Registration (version 1.1, 18 December 2014): Based on the official guidance document of FOCUS Degradation Kinetics in the context of 91/414/EEC and Regulation (EC) No 1107/2009, SANCO/10058/2005 version 2.0 (final). June 2006.
- Generic Guidance for Surface Water Scenarios (version 1.4, May 2015): Based on official guidance document of FOCUS Surface Water Scenarios in the context of 91/414/EEC and Regulation (EC) No 1107/2009, SANCO/4802/2001 rev.2 (final), version 1.4, May 2015.
- SANCO/321/2000 rev.2. November 2000. FOCUS groundwater scenarios in the EU review of active substances.
- Generic Guidance for Tier 1 FOCUS Ground Water Assessments (version 2.2, May 2014): Based on the reports of the FOCUS Groundwater Scenarios workgroup (finalised in 2000), the FOCUS Ground Water Work Group (as noted in 2014) and the FOCUS Work Group on Degradation Kinetics (finalised in 2009) as modified by EFSA DegT₅₀ guidance (as noted in 2014). *Please note that no member states in the Northern Zone accept non-equilibrium sorption in the modelling approach.*
- EFSA Journal 2014; 12(5):3662. EFSA Guidance Document for evaluating laboratory and field dissipation studies to obtain DegT₅₀ values of active substances of plant protection products and transformation products of these active substances in soil⁹.
- Guidance document on clustering and ranking of emissions of plant protection products and transformation products of these active substances from protected crops (greenhouses and crops grown under cover) to relevant environmental compartments, SANCO/12184/2014 rev. 5 (27 January 2015).
- Guidance document on the preparation and submission of dossiers for plant protection products according to the “risk envelope approach”, SANCO/11244/2011 rev. 5 (14 March 2011).

Applicants need to pay attention to the following points during the assessment:

- For **non-professional use** (home gardens), substantial differences exist between the Member States (see Appendix IV). Exposure estimations are case-by-case decisions.
- **US EPA’s Golf course adjustment factors (GCAF)** are accepted in Finland and Sweden for tees, greens, fairways and roughs¹⁰. GCAFs are used to refine the area that is sprayed and are found in the following web-page: https://archive.epa.gov/oppefed1/web/html/golf_course_adjustment_factors.html
- The **risk envelope** approach is acceptable for calculation of PEC_{soil}, PEC_{gw} and PEC_{sw} modelling is more complex. The risk envelope approach may only be used in cases where worst case exposure is identifiable and scientifically justified. Note that all crops that are parameterised should be modelled.
- For **granulates**, the interception shall be set to 0 % for PEC calculations for all crops.

⁸ Note that this guidance is not accepted by DK (see Appendix IV). For the assessment of groundwater exposure in DK, please see the Danish national guidance document.

⁹ This guidance should be used for all a.s. which have been evaluated at the EU level after this guidance entered in to force. It may be used for other a.s. if this is the only way of demonstrating safe use. That means, recalculation of existing LoEP data on DT₅₀ and Koc according to the guidance will not be required. Please note the new interception values, which should be used for all submissions.

¹⁰ For golf-courses, modelling with run-off scenario R1 is not needed for Finland, since no appropriate surrogate crop is parameterised for R1 for this particular use

4.5.1 Soil

The Nordic PECsoil calculator (tool and user manual available at <http://www.kemi.se/en/pesticides-and-biocides/apply-for-authorisation/plant-protection-products/plant-protection-products/application-forms-and-guidance-documents-for-plant-protection-products/>) shall be used for the Northern Zone. In the core assessment, a screen shot of the user interface showing all results and inputs for the parent and all metabolites shall be presented. Only the results from the Finnish temperature scenario, which is pre-implemented into the PECsoil calculator, are accepted.

A worst case DT₅₀field (normalized) or a worst case DT₅₀lab (normalized) should be used. If field studies are used it must be scientifically justified that these are representative for conditions in the Northern zone as a whole (among others, with regard to soil type, pH, orgC and climate) (See table 4.5.1-1). It has to be described which parts of the Northern Zone the field studies represent. EFSA Guidance Document for evaluating laboratory and field dissipation studies (2014)¹¹ should be used to select the proper DT₅₀ value.

Table 4.5.1-1 Key properties for climate and agricultural soils in the Northern zone member states

Member state	Soil properties		Climate	
	pH	Org. C %	Annual average air temperature (°C)	Annual precipitation (mm)
Denmark	5 - 7	Below 10 (Ap layer)	7.6- 8.7 ³	523 - 829 ³
Estonia ²			4.9-7.1 (6.0)	578 - 766 (672)
Finland	5 - 7	Below 10 (Ap layer)	4.3	627 – 650
Latvia				
Lithuania				
Norway ¹	5 - 7	1.5 - 4.0 (Ap layer)	3.8 - 8.1	699 - 1405
Sweden				

1) Data from VKM (2015). Degradation and mobility of pesticides in Norwegian soils. Opinion of the Panel on Plant Protection Products of the Norwegian Scientific Committee for Food Safety. VKM Report 2015: 34, ISBN: 978-82-8259-189-8, Oslo, Norway. Available online: www.vkm.no.

2) Average annual air temperature (°C) and precipitation (mm) 1981-2010. National annual average in parentheses. Climate data from <http://www.ilmateenistus.ee/?lang=en>.

3) *From Cappelen, J. (2002): Danish climatological normal 1971-2000, for selected stations. Technical report 02-12, Danish Meteorological Institute (DMI).

The Nordic PEC_{soil} calculator permits to use SFO or DFOP kinetics for the worst-case DT₅₀. If the worst-case DT₅₀ is derived with FOMC-kinetics, a pseudo-SFO degradation rate may be applied ($\text{pseudo SFO} = \text{DT}_{90} / 3.32$).

With the Nordic PECsoil calculator, it is not necessary to correct the applied dose of metabolites for molecular weight and maximum observed % AR, as the Nordic PECsoil calculator internally accounts for this, and these variables are input parameters.

Only PEC_{max (1st season)}, PEC_{21 dayTWA}, PEC_{acc}¹² and PEC_{plateau} should be reported and used in risk assessments. In some MS of the Northern Zone, other PEC_{TWA} might exceptionally be considered acceptable for the ecotoxicological risk assessment. In this case, these should additionally be reported. PEC_{plateau} can be calculated for applications every year, every 2nd or every 3rd year. Please see table 4.5.2-4 for possible crop rotations periods in years for each member state.

For PEC_{max (1st season)} and PEC_{TWA} a soil depth of 5 cm shall be used. For PEC_{plateau} calculations, a soil depth of 20 cm can be considered for the years before the last application if tilling practice is applicable. The calculator

¹¹ EFSA Guidance Document for evaluating laboratory and field dissipation studies to obtain DegT50 values of active substances of plant protection products and transformation products of these active substances in soil. EFSA Journal 2014;12(5):3662.

¹² PEC_{acc}: the highest concentration during a period of 20 years including all applications from the last year

permits for adjustment of the mixing depth (5-20 cm) according to tilling practice for the crop. The last year mixing depth must however always be set to 5 cm. Examples of crops where this refinement cannot be used are no-tillage farming systems, orchards and golf courses.

National cut-off criteria:

DK: For approval, DT₅₀ for both the active substance and some metabolites must be < 180 days. Please consult the latest version of Danish Framework for Assessment of Plant Protection Products for details about the persistence cut-off: <http://eng.mst.dk/chemicals/pesticides/applications-for-authorisation-after-14-june-2011/evaluation-framework/>.

NO: For approval of non-professional use: When evaluating such products persistence is especially important. Products that have a geometric mean DT_{50lab} (normalised) in soil of more than 100 days will not be authorised for outdoor use.

4.5.2 Ground water

No adjustments of the standard parameters and scenario conditions of the FOCUS models are accepted. Only substance specific parameters can be changed. The latest FOCUS models available at the time of submission must be used in PEC calculations. In addition to the summary in the dRR, the modelling report with **example input and output files representative for worst-case PEC_{gw}** should always be provided. Other output files shall be made available when requested from the regulatory authority.

When triggered, as specified in Table 4.5.2-2, the core assessment should contain modelling with all national scenarios for the Member States where authorisation is applied.

Risk envelope approach

The risk envelope approach may only be used in cases where worst-case exposure is identifiable and scientifically justified. Note that all crops that are parameterised should be modelled. When a crop is not parameterised in any of the relevant scenario(s), the user should select a crop resembling the intended crop based on expert judgement. The choice of crop should be justified.

Substance input data

If K_{oc} and/or DT₅₀ are pH dependent, the data representative for the pH range of soils in the concerned member states (see Table 4.5.2-1) should be used for calculation of appropriate input values for the groundwater simulations¹³. In cases where both acidic and alkaline conditions are relevant for a MS, please consider that worst case-conditions for metabolites can be different from worst case conditions for parent compounds or precursors.

¹³ Latvian requirement: the PEC gw for both acidic and alkaline conditions should be presented initially; if acidic soils do not represent worst case leaching conditions (parent and/or metabolites), the whole data set (acidic and alkaline merged) can be used.

Table 4.5.2-1 Representative soil pH values for Northern Zone Member States

Country	Soils pH		Further comments
	Acidic (<7)	Alkaline (>7)	
Denmark	yes		Most Danish agricultural soils have pH < 7, only a few have pH >7
Estonia	yes		Most Estonian agricultural soils have pH of 4.5 – 7, only a few have pH >7
Sweden	yes	yes	Wide range of pH. Swedish arable land: minimum 4.2 and maximum 8.7
Norway	Yes		Most Norwegian agricultural soils have a pH of 5 – 7.
Lithuania	yes	yes	Arable land pH (H ₂ O): minimum 4 and maximum 8.2.
Latvia	yes		Most Latvian agricultural soils have a pH of 4.5 - 7
Finland	yes		Finnish agricultural soils have pH 5 – 7. Risk assessment for acidic soils should be provided

Modelling endpoints in accordance with the FOCUS degradation kinetics report should be used. All input values used for the simulations must be reported. Field DT₅₀ values¹⁴ used as model input need to follow EFSA GD on DegT₅₀ (2014).

Plant uptake factor

For transpiration stream concentration factor (TSCF), sometimes referred to as plant uptake factor (PUF), a value of 0 should be used unless Briggs' equation is applicable, in accordance with current FOCUS guidance on GW assessments¹⁵. The applicant must include a justification as to why Briggs' equation is considered applicable (i.e. relating to the substance being non-ionic and the reliability of the log Pow value at neutral pH). The maximum calculated value for TSCF from Briggs' equation is 0.8. The TSCF presented in the EFSA conclusion on the active substance is only acceptable if the current guidance on plant uptake was considered in the active substance assessment.

Experimentally determined plant uptake factors (e.g. plant uptake in hydroponic test systems) are currently not accepted, as there is no standardised EU-agreed guideline on how these studies should be performed or how the results should be assessed.

National requirements for PEC_{gw} simulations

Swedish weather data (files not changed)

The weather data files needed by MACRO In FOCUS for the 3 Swedish scenario (Näsbygård, Önnestad, Krukenberg) are not delivered with the MACRO In FOCUS installation file. As the data is the property of the Swedish Meteorological and Hydrological Institute (SMHI), the weather data files need to be ordered from SMHI, and the Swedish Chemicals Agency is not allowed to distribute these files on our website or by mail. SMHI's contact person for this issue is Magnus Asp (magnus{DOT}asp{AT}smhi{DOT}se; Tel switchboard: +46 (0)11 495 80 00). SMHI currently takes a fee of 4750 SEK + VAT for delivering the files.

Once you have the files they should be saved in "C:\SWASH\macro\bin" (in the "bin" folder of MACRO installation directory). In total there should be 8 files (*.bin). Please notice that the two scenario Näsbygård and Önnestad in fact share the same weather data files.

¹⁴ Latvia generally accept the field studies from central zone. This applies to the selection of endpoints for GW and SW modelling. If the modelling endpoint become more conservative after exclusion of southern zone field studies the southern zone field data will not be accepted by LV.

¹⁵ Generic Guidance for Tier 1 FOCUS Ground Water Assessments, Version: 2.2, Date: May 2014; Implemented from 1 May 2015.

Please notice that three scenarios are included in MACRO In FOCUS installation package. It is only the weather data files which are not included.

Table 4.5.2-2 National requirements for PECgw simulations. The newest model version should always be used, unless otherwise specified.

MS	Tier I - PELMO	Tier II – simulations with MACRO ¹⁶			Evaluation of MACRO results
		Triggered when one of the following applies	The following scenarios shall be used	Comment to MACRO assessment	
SE and NO	FOCUS PELMO: Hamburg	<p>Risk of leaching to GW is listed as an area of concern in the EU review report</p> <p>a.s./relevant metabolites/non-assessed metabolites¹⁷ > 0.001 µg/L</p> <p>Non-relevant metabolites evaluated up to step 5 in EU assessment > 0.1 µg/L</p> <p>Non-relevant metabolites evaluated up to step 4 in EU assessment > 0.0075 µg/L</p>	<p>Krusenberg Önnestad Näsbygård¹⁸ Rustad¹⁹</p>	<p>If MACRO-simulations are triggered for the parent substance, all (relevant and non-relevant) metabolites have to be simulated with MACRO. Non-relevant metabolites cannot be excluded.</p>	<p>a.s./relevant metabolites < 0.1 µg/L → ok</p> <p>Non-relevant metabolites evaluated up to step 5 in EU assessment < 10 µg/L → ok</p> <p>Non-relevant metabolites evaluated up to step 4 in EU assessment < 0.75 µg/L → ok</p> <p>Non-relevant metabolites evaluated up to step 4 in EU assessment ≥ 0.75 µg/L and < 10 µg/L → Step 5 of relevance assessment needed</p>
MS	Tier I - PELMO	Tier II - simulations with MACRO 4.4.2 or 5.5.3 (Karup and Langvad) or PELMO (Hamburg) with specified input/output			Evaluation of MACRO/PELMO results
		Triggered when	MS specific comment		
DK	FOCUS PELMO: Hamburg	a.s./any metabolite > 0.001 µg/L	<p>As input the following shall be used: 80th percentile for the degradation (not geometric mean DT₅₀), 20th percentile for K_{foc} and 80th percentile for 1/n (not arithmetic mean) and number of years that exceed 0.1 µg/L out of 20 years as output (not 80th percentile). All metabolites need to be covered by the assessment. Further guidance available at Danish: http://eng.mst.dk/chemicals/pesticides/applications-for-authorisation-after-14-june-2011/evaluation-framework/</p>		<p>a.s./all metabolites < 0.1 µg/L → ok</p> <p>Only 1 year out of 20 may exceed 0.1 µg/L. In some cases, and after evaluation by DEPA (see the Danish national guidance) some metabolites may be accepted at concentrations up to 0.75 µg/L.</p>
MS	Tier I – PEARL or PELMO	Tier II – simulations with PEARL or PELMO (Hamburg)			Evaluation of PEARL/PELMO results
		Triggered when	MS specific comment		

¹⁶ Information about the different versions of the MACRO model and their bugs is available at: <http://esdac.jrc.ec.europa.eu/projects/macros>.

¹⁷ Metabolites which have not been assessed as being relevant or non-relevant at EU-level since the PECgw of the metabolites was < 0.1 µg/L in the EU-assessment.

¹⁸ For Näsbygård, several simulations with different application dates are required if the K_{oc} < 500 L/kg and the DT_{50soil} < 50 days (modelling endpoint). The simulations shall cover the earliest and latest possible treatment period applied for in relation to the GAP BBCH window. The treatment period is defined by the maximum number of applications (≥ 1) and the minimum number of days between each application. If the time between the first and the last treatment period is more than 40 days, at least one additional treatment period “in between” shall be simulated. The time between the starting dates of the treatment periods in each simulation must not exceed 30 days. In those cases only a single simulation is required, the starting date of the simulated treatment period has to be chosen to represent a worst case situation regarding contamination of groundwater.

¹⁹ Rustad is only required for Norway. Relevant files and background information is available at www.mattilsynet.no or on request.

July 2019

LT	FOCUS PEARL or PELMO: Hamburg	Risk of leaching to groundwater is listed as an area of concern in the EU review report	As input the following shall be used: 80 th percentile for the degradation (not geometric mean DT ₅₀), 20 th percentile for K _{foc} (not mean) and 80 th percentile of output. If a product is applied in DK with the same GAP, modelling as required by DK is sufficient for LT as well.	a.s./relevant metabolites < 0.1 µg/L → ok Non-relevant metabolites evaluated up to step 5 in EU assessment < 10 µg/L → ok
MS	Tier I – PEARL or PELMO			Non-relevant metabolites evaluated up to step 4 in EU assessment < 0.75 µg/L → ok
FI ²⁰	FOCUS PEARL or PELMO: Hamburg and Jokioinen			Non-relevant metabolites evaluated up to step 4 in EU assessment ≥ 0.75 µg/L and < 10 µg/L → Step 5 of relevance assessment needed
LV				
EE				

²⁰ See the criteria for the restriction on the use of the product on the classified ground water areas in Appendix V.

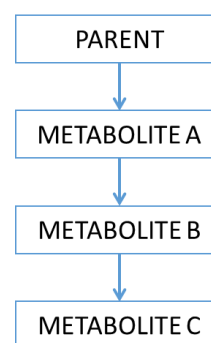
General guidance on simulating PECgw for metabolites in MACRO:

The purpose of the following text is to give practical advice on how to simulate PECgw for metabolites in MACRO. MACRO can only handle one parent compound and one metabolite in a single simulation. Hence, additional simulations are required if several metabolites are formed. Depending on the quality and availability of input data for the compounds, two main different approaches may be followed.

If true degradation ($DegT_{50}$) and formation fraction (ff) data are available for both the parent and metabolites:

Simulating the formation of a metabolite from the parent is straightforward and only requires the additional compound properties and conversion factor for the metabolite (example A below). However, if the degradation pathway includes a chain of degradation where a metabolite is formed from another metabolite, the PECgw for the metabolite of concern is simulated by using its precursor metabolite as “parent”. In such cases, the applied dose in MACRO needs to be adjusted to represent the occurrence of the precursor metabolite in soil (examples B and C below). Note that the results obtained for the precursor metabolite designated as “parent” in each separate run should not be used. Additional metabolites may be added in the chain as required.

A. PARENT → METABOLITE A	
Applied dose	Dose parent x (1-i)
Conversion factor	$ff_{met A} \times (Mw_{met A} / Mw_{par})$
Use results from	Parent and metabolite A
B. METABOLITE A → METABOLITE B	
Applied dose	Dose parent x (1-i) x $ff_{met A} \times (Mw_{met A} / Mw_{par})$
Conversion factor	$ff_{met B} \times (Mw_{met B} / Mw_{met A})$
Use results from	Only metabolite B
C. METABOLITE B → METABOLITE C	
Applied dose	Dose parent x (1-i) x $ff_{met A} \times ff_{met B} \times (Mw_{met B} / Mw_{par})$
Conversion factor	$ff_{met C} \times (Mw_{met C} / Mw_{met B})$
Use results from	Only metabolite C



ff = formation fraction, Mw = molecular weight, met = metabolite, par = parent, i = plant interception

If no reliable true degradation or formation fraction data are available:

If no reliable degradation and formation fraction data are available, a metabolite can be simulated separately as if it was a parent compound in MACRO. The simulation is then performed using $DisT_{50}$ (decline from peak) or a default DT_{50} of 1000 days instead of true degradation $DegT_{50}$. In such cases the applied dose in MACRO is adjusted to match the maximum observed occurrence (%) of the metabolite from degradation studies:

Applied dose: dose parent x (1-interception) x max observed x (Mw_{met} / Mw_{par})

Presentation of results from PECgw model simulations:

The documentation must be well structured and transparent in order to demonstrate which models and scenarios that have been used for each country. An example of a summary table is given in Table 4.5.2-3.

Table 4.5.2-3 Example of summary table for the PECgw results

Country	PECgw (80 th percentile)		
	Compound	PECgw	model & scenario

If one or both of the limit values (0.1 µg/L for each individual substance²¹ and 0.5 µg/L for the sum of substances²²) are exceeded, the product cannot be approved for the proposed use, unless other studies (e.g. lysimeter studies, field studies, and/or monitoring data²³) convincingly demonstrate that unacceptable leaching will not occur in a Northern Zone context. When evaluating such studies, consideration must be given to whether soil properties, climate conditions and application (crops, vegetation cover, application method, formulation of the product, dose and time of application) correspond to Northern Zone conditions.

Metabolites for which the PEC_{gw} exceeds 10 µg/L are considered to pose a non-acceptable risk, except for cases where the metabolite clearly is harmless to human health and the environment (“degradation product of no concern”)²⁴. This is the official policy in the following Northern zone member states; EE, FI, LT, LV, NO, SE. For more information, see 4.5.5 Assessment of the relevance of metabolites in groundwater.

Information on crop rotation in each NZ MS

The crop rotation period represents the normal agricultural practice. When the value is 3 or more every third-year application can be used in modelling. Use every second/third/fourth year depends on crop and country (please refer to Table 4.5.2-4 for country specific crop rotation periods).

Table 4.5.2-4 Possible crop rotation period in years (for cells left blank an argumentation is required)

Crop	Country						
	Denmark	Estonia	Finland	Latvia	Lithuania	Norway	Sweden****
Potatoes	4		1/3***	2-3	4	1/3*	Up to 3
Sugar beets	3		1	2-3	4	-	
Winter cereals	1		1	2-3	1	1	
Beans	4		3	2-3	4	6**	
Cabbage	1		1/3*	2-3		1	
Carrots	1		1/3*	2-3		1	
Linseed	1		1	2-3		-	
Maize	1		-	2-3	3	-	
Spring OSR	4		4	2-3	2-3	6	Up to 3
Winter OSR	4		4	2-3	2-3	6	Up to 3
Onions	1		1/5*	2-3		4	
Peas	4		5	2-3	4	4	
Spring cereals	1		1	2-3	1	1	
Strawberries			1	2-3		5	

1: every year. 2: every second year. 3: every third year etc.

* In early potatoes, cabbage, carrot and onion crop rotation may not necessarily be applied.

** Harvested as seed.

*** 3 years crop rotation is for seed potato

****The Swedish Board of Agriculture's Regulations SJVFS 2015:49 indicate that records sheets for pesticide treatments shall be kept at least three years (12 §). Sweden therefore does not accept conditions of use restricting the product ap-

²¹ Individual substance refers to active substances and to metabolites stated as relevant. In DK though, all metabolites are defined as relevant.

²² Sum of substances in a sample refer to all active substances + metabolites stated as relevant. For DK please refer to the latest national guidance: <http://eng.mst.dk/chemicals/pesticides/applications-for-authorisation-after-14-june-2011/evaluation-framework/>.

²³ Note that monitoring data for higher tier groundwater assessments is only accepted by Denmark and in specific cases by Sweden (in both cases using The Danish Pesticide Leaching Assessment Programme, PLAP). For Sweden, see specific policy in Appendix IV.

²⁴ Guidance document on the assessment of the relevance of metabolites in groundwater of substances regulated under Council Directive 91/414/EEC. Sanco/222/2000 rev. 10-final, 25 February 2003; hereafter: guidance document on the relevance assessment of metabolites. Note that DK does not follow this guidance document (ref. to footnote 8).

plication to one application every four years (or more), as it may not be possible to follow or control such a use condition in practice. The values indicated in the column for Sweden are based on the current practices or recommendations in terms of crop rotation but capped to three years.

4.5.3 Surface water

No adjustments of the standard parameters and scenario conditions of the FOCUS models are accepted. The latest FOCUS models available at the time of submission have to be used in PEC calculations. For calculations at Step 1 and 2 the latest version (version 3.2) should be used²⁵. PEC_{sw} is to be calculated with the FOCUS STEP3 scenarios D1, D3-D6 and R1-R4 in accordance with the country specific requirements (Table 4.5.3-1).

Risk envelope

The risk envelope approach may only be used in cases where worst case exposure is identifiable and scientifically justified. Note that all crops that are parameterised should be modelled. When a crop is not parameterised in any of the relevant scenarios, the user should select a crop resembling the intended crop based on expert judgement.

Input parameters

For DT₅₀ in soil, sediment and water, modelling endpoints in accordance with the recent version FOCUS degradation kinetics report should be used. If K_{oc} and/or DT₅₀ are pH dependent, data representative for the concerned member states should be applied in the simulations (see Table 4.5.2-1 and text in chapter 4.5.2 - Groundwater). FOCUS default values should be applied where appropriate. All input values used for the simulations have to be reported, including the application window chosen for the step 3 & 4 simulations. Applicants need to ensure that the choice of the application window results in an application date that is relevant and representative enough of the worst-case use (i.e. the application date should be representative of the growth stages with the lowest interception).

All scenarios in which a crop is parameterised should be simulated. In case a crop is parameterised only for run-off or drainage scenario, a similar crop (surrogate) must be selected based on expert judgement to obtain results for at least one drainage and one run-off scenario (run-off scenarios not relevant for DK and SE; see MS specific scenarios in table below).

The core assessment should contain all national scenarios for the Member States where authorisation is applied for:

Table 4.5.3-1 Member State specific requirements for FOCUS scenarios considered in the assessment of surface water and sediment exposure

Country	Scenarios								
	D1	D3	D4	D5	D6	R1	R2	R3	R4
Denmark#		X	X						
Estonia###	X	X	X			X			
Sweden	X		X						
Norway##	X	X	X	X	X	X	X	X	X
Lithuania	X	X	X			X			
Latvia###	X	X	X			X			
Finland	X		X			X			

In case a crop is not included in the D3 and D4 scenario, a similar crop must be selected instead so that both scenarios are always modelled.

²⁵ If older versions of Step 1 and 2 is used, Step 2 PEC calculations are sufficient for parents and metabolites IF the resulting Exposure–toxicity ratio threshold values for aquatic ecotoxicology are exceeded by a factor of 10. If the latest version is used of Step 1 and 2, Step 2 PEC calculations for metabolites are sufficient without the resulting Exposure–toxicity ratio threshold values for aquatic ecotoxicology being exceeded by a factor of 10.

In case a surrogate crop is used, simulations must be conducted for all the scenarios that contain the surrogate crop.

D1 and R1 should always be simulated for use on field crops. When a crop is not parametrised for these scenarios, use a surrogate crop.

Table 4.5.3-2 Possible surface water mitigation measures in the Member States of the Northern zone

	Denmark	Estonia	Finland	Latvia	Lithuania	Norway	Sweden*
Width of non-spray buffer zones to mitigate drift (m)							
2	FVOB						
3							
5	FVOB	FVOB	FVOB	FVOB	FVOB	FVOB	
10	FVOB						
15							FVB
20	FVOB					FVOB	O
25							
30	VOB		OB		OB		
35		OB		OB			
40	O		O				
45							
50	O		O				
Runoff vegetative buffer zone (m)**							
	-	10	10	10	10	10	-
Drift reducing nozzles (%) *							
25	-	-	-	-	-	-	O
50	-	-	Yes	Yes	Yes	-	FVOB
75	-	-	Yes	Yes	Yes	-	FVOB
90	-	-	Yes	Yes	Yes	-	FVOB
99	-	-	-	-	-	-	O

F = Field crops, V = Vegetables, O = Orchards, B=Bush berries & nurseries

* Spray-free buffer zone ("Hjälpredan"/"the Helper") is to be used as first option for off-field risk mitigation. If necessary, drift reducing equipment could be used in combination with spray-free buffer zones to further reduce the exposure. See further information in Appendix V.

**Calculation shall be performed with the SWAN tool, applying the reduction factors for a 10-12 m buffer strip, as outlined in table 7 p. 33 in FOCUS Landscape and mitigation²⁶

The documentation must be well structured and transparent in order to demonstrate which scenarios and mitigation measures are relevant for each country. It should be clear which PECsw are to be used in the aquatic risk assessment. An example of a summary table is given in Table 4.5.3-3.

Table 4.5.3-3 Example of a summary table for the obtained maximum PECsw [$\mu\text{g/L}$] and PECsed [$\mu\text{g/kg}$] which are to be used in the risk assessment

Country	Comp.	Appl.	Step 2		Step 3		Step 4			
			PECsw	PECsed	Scenario	PECsw	PECsed	Mitigation measure	PECsw	PECsed
		S								
		M								
		S								
		M								

S = single application, M =multiple applications

In addition to the summary in the dRR, the modelling report with input and output files should always be provided. Other output files shall be made available when requested from the regulatory authority.

²⁶ C. Brown et al. 2007, Landscape and Mitigation factors in aquatic ecological risk assessment. Volume 1, Extended Summary and Recommendations (SANCO/10422/2005, version 2.0, September 2007)

For products containing more than one active substance, a mixture toxicity assessment must be performed in addition to the risk assessment for each active substance. For more details refer to the corresponding section in the ecotoxicological part of this guidance document.

4.5.4 Monitoring data

Available monitoring data from the zone (see Table 4.5.4-1) concerning fate and behaviour of the active substance and relevant metabolites, degradation and reaction products should be reported. The data might, in some Member States, be used in support of the groundwater and surface water modelling. Note that monitoring data is not accepted as a higher tier by member states other than by Denmark and in specific cases by Sweden (see specific policy in Appendix IV). Please read the Danish Framework for the Assessment of Plant Protection Products for more details. Monitoring data indicating higher environmental exposure than the predicted modelled values could for some MSs lead to restrictions in the use of plant protection products at national level.

Table 4.5.4-1 Monitoring programmes in the Northern zone.

Member state	Monitoring programme
Denmark	The Danish Pesticide Leaching Assessment Programme (PLAP)
Estonia	-
Sweden	“Nationell miljöövervakning av bekämpningsmedel (växtskyddsmedel) i miljön”, Swedish University of Agricultural Sciences (SLU), on behalf of the Swedish Environmental Protection Agency (Naturvårdsverket). www.slu.se > Forskning > Institutioner och fakulteter > Institutionen för vatten och miljö > Miljöanalys > Bekämpningsmedel.
Norway	The Norwegian Agricultural Environmental Monitoring Programme (JOVA), Norwegian Institute of Bioeconomy Research (NIBIO)
Lithuania	-
Latvia	-
Finland	-

SE: See specific policy in Appendix IV.

4.5.5 Assessment of the relevance of metabolites in groundwater

A metabolite is considered to be of concern when the concentration is above 0.1 µg/L. In some cases, the Northern Zone FOCUS scenarios may predict higher concentrations of groundwater metabolites than the EU FOCUS scenarios. An assessment of the relevance of metabolites of concern in groundwater should be included in the core assessment if the metabolite has not been assessed during the EU evaluation. Note, that unless the metabolite can be considered a “degradation product of no concern”²⁷, the upper limit value is 10 µg/L.

The assessment of the relevance should cover all the requirements in the GD (SANCO/221/2000 – rev.10) on the relevance of metabolites in groundwater. The full relevance assessment is to be presented in the core dRR, Part B section 8 or 10. Denmark generally considers all metabolites as relevant, but in some cases, and after evaluation by DEPA (see the Danish national guidance), some metabolites may be accepted at concentrations up to 0.75 µg/L.

²⁷ SANCO/221/2000 rev.10 (final). 25 February 2003. Guidance document on the assessment of the relevance of metabolites in groundwater of substances regulated under council directive 91/414/EEC. Note that DK does not follow this guidance document (ref. to footnote 8).

4.6 Ecotoxicology

Disclaimers:

1. *This guidance is for assembling a core assessment and does not fully cover the various national requirements for risk assessments. Specific national requirements are presented in [Appendix IV: Summary of national requirements](#).*
2. The present guidance for the environmental risk assessment regarding applications for approval of plant protection products in the Northern Zone highlights parts which MS in Northern Zone disagrees with in EU and EFSA Guidance Documents mentioned below. Please note, other parts of EU and EFSA Guidance Documents not mentioned here may still be considered unacceptable in the Northern Zone.

Ecotoxicological data used for risk assessment in the Northern zone:

- List of endpoints data including data from the representative product if that product is applied for in the Northern Zone. Endpoint for the representative product may also be used as surrogate for another product, if valid bridging studies can support this²⁸.
- Endpoint according to product data requirements (284/2013), if not covered by LoEP.

The following guidance documents should be used for the core assessment:

- Guidance on tiered risk assessment for plant protection products for aquatic organisms in edge-of-field surface waters. EFSA Journal 2013; 11(7): 3290 (abbreviated as EFSA AGD in this NZ GD).
- SANCO/10329/2002 rev. 2 final. Guidance Document on Terrestrial Ecotoxicology. Under Council Directive 91/414/EEC.
- Guidance Document on Regulatory Testing and Risk Assessment Procedures for Plant Protection Products with Non-Target Arthropods (ESCORT 2; Candolfi et al. 2001).
- Guidance of EFSA Risk assessment for birds and mammals. EFSA Journal 2009; 7(12) 1438.
- Pesticide Risk Assessment for Birds and Mammals. Selection of relevant species and development of standard scenarios for higher tier risk assessment in the Northern Zone in accordance with Regulation EC 1107/2009. The most recent version.

In principle, the guidance given in PPR opinions may be used for the risk assessment, but each country can on a case-by-case basis decide to deviate from this. Therefore, both the use and possible deviation from PPR opinions should be clearly documented in the draft registration report.

Use of ecological modelling as a mean of higher tier refinement of environmental risk assessments is not considered appropriate until commonly agreed models are available at European level and guidance documents with criteria for assessing model output are available.

4.6.1 Mixture toxicity

If formulation toxicity data are not available, mixture toxicity should always be considered for acute and long-term risk assessment for all non-target species, preferably using the concentration addition approach.

Further details on how mixture toxicity should be assessed are found e.g. in the Aquatic Guidance Document (EFSA Journal 2013; 11(7): 3290) and in the guidance document for birds and mammals in appendix B of Guidance of EFSA Risk assessment for birds and mammals (EFSA Journal 2009; 7(12) 1438). It should be noted that mixture toxicity should always be considered also for long-term risk assessment for birds and mammals (though not recommended in the EFSA Guidance Document). The active substances can jointly contribute to

²⁸ Sweden will consider all information from LoEP, including endpoints from representative products.

the same adverse effects on non-target species or to different adverse effects which together cause higher toxicity.

For areas where there is no EFSA guidance available for assessing cumulative risk, this risk should be calculated based on the model of concentration addition using the following equation:

$$\frac{\text{Trigger}_A - \text{value}}{\text{TER}_A} + \frac{\text{Trigger}_B - \text{value}}{\text{TER}_B} + \dots = \text{SUM}$$

If $\text{SUM} < 1$ the risk assessment is acceptable

Where:

- "Trigger-value" represents the uncertainty factor of chemical A, B etc.
- TER is the Toxicity Exposure Ratio calculated from the substance specific effect concentration (e.g. EC50, EC10 or NOEC) divided by the expected environmental exposure.

4.6.2 Non-professional use/Home gardens

No harmonized approach for risk assessments of non-professional/home garden products have yet been agreed within the Northern zone. If an assessment for agricultural use is presented, the assessment should include a bridging statement clarifying how the agricultural use can be considered to cover the use in home gardens. It should be considered if the risk mitigation measures for agricultural use are applicable and/or necessary for the home garden use. If home garden use is not covered by the agricultural use, the risk assessment should be presented in the core and the risk mitigation measures at national addendum.

National requirements (Norway)

When evaluating products for non-professional use/home gardens, toxicity to bees and persistence are especially taken into account. Products that are very toxic to bees/pollinating insects ($\text{LD}_{50} < 1.0 \mu\text{g}/\text{bee}$) will not be authorised for outdoor use.

4.6.3 Risk assessment for uses in protected structures

A risk assessment for birds, mammals, bees, non-target arthropods, and non-target plants should be performed assuming the same exposure as for an outdoor-field use, unless it is indicated that the uses will be restricted to permanent greenhouses. For this purpose, it is recommended that Member States request clarification on the representative use during the admissibility check i.e. the type of protected structure the representative use will be made under, should be clear at the very early stage of the risk assessment. The environmental fate exposure assessment will advise on the need for a risk assessment for aquatic organisms and soil dwelling organisms.

For substances with $\text{LogPow} > 3$, secondary poisoning evaluation (for birds and mammals) is necessary even if products are applied in permanent greenhouses (if fate evaluation indicate exposure to surface water and/or soil).

4.6.4 Birds and mammals

The risk assessments for birds and mammals should be presented in the core assessment. The EFSA guidance document for birds and mammals (EFSA Journal 2009; 7(12) 1438) should be used for the screening and tier 1

assessments²⁹ with a few amendments. If a product will be used in late growth stages of maize (BBCH ≥ 30), the bird species willow warbler has to be added to the package of species presented in the EFSA guidance document. The reason for this is that this species is frequently detected in late growth stages of maize in the Northern Zone and it is not covered by the species presented in the EFSA guidance document. A shortcut value (SV) of 52.2 shall be used for assessment of acute risk and SV = 20.3 for assessment of long-term risk for willow warbler.

It should be noted that mixture toxicity should always be considered also for long-term risk assessment. Different mode of action of the active substances is not a valid reason for not assessing combination effects.

To decrease complexity of the assessment the concentration addition equation presented in section 4.6.1 should be used for the long-term risk assessment³⁰.

No refinements of the EFSA tier 1 assessment scenarios are accepted, except that MAF and the TWA factor may be refined if adequate substance specific data on DT₅₀ in plants are available. Please refer to the Northern Zone higher tier guidance document, section 4.4 (available at the Danish EPA webpage regarding Pesticides; <http://eng.mst.dk/chemicals/pesticides/applications-for-authorisation-after-14-june-2011/cooperation-in-the-north-zone/>) for Northern Zone requirements concerning refinement of DT₅₀.

When further refinements of the risk assessment are necessary, the Northern Zone higher tier guidance document describing relevant scenarios to be used in a higher tier risk assessment should be used together with the associated spreadsheet (both available at the Danish EPA webpage, see link above). When a higher tier assessment is triggered the risk should be assessed for all focal species. All species required for the crop and growth stage in question according to the Northern Zone higher tier guidance document are relevant, even if the species were already assessed as generic focal species at tier 1. The main reason for this is that the tier 1 scenarios are not necessarily worst case with respect to diet in the Northern Zone, where some of the generic focal species are rare or missing and the niches of the remaining species may thus be broader. Higher tier TER calculations are however not required for species which passed the trigger by a factor of 2 or more at tier 1.

4.6.5 Aquatic ecosystems

In the core assessment, a first-tier risk assessment in accordance with Guidance on tiered risk assessment for plant protection products for aquatic organisms in edge-of-field surface waters, EFSA Journal 2013; 11(7): 3290 (abbreviated as EFSA AGD in this NZ GD) should be presented. The terminology use in the EFSA AGD is accepted in aquatic ecotox section of this NZ GD, e.g. Regulatory acceptable concentration (RAC). A table containing all relevant FOCUS PEC SW and PEC SED (see section 4.5.3) divided by RACs should be included³¹. The risk assessment tables shall contain all country specific scenarios and relevant mitigation measures for the countries in which authorization is applied for. Examples of how the aquatic step 4 risk assessment and the aquatic mixture toxicity risk assessment should be presented are given in [Appendix VI](#). It is important to present all calculations made in the risk assessment in a transparent way, also those calculations not included in the example tables.

If refinements are needed in the aquatic risk assessment, the following must be considered in the core assessment:

²⁹ In EFSA's guidance document (EFSA Journal 2009; 7(12) 1438) it is mentioned that for the acute risk assessment a geometric mean of the acute toxicity data can be used in a refined risk assessment. Denmark, however, does not accept the use of this geometric mean approach. Therefore, for the risk assessment the lowest endpoint available could be used to cover for the whole zone. If the geometric mean approach is used this should be clearly highlighted by the rapporteur in the core assessment. Denmark always uses the lowest endpoint and takes account of additional toxicity data by an ad-hoc assessment.

³⁰ I.e. the method given in Appendix B: EFSA Journal 2009; 7(12):1438 should not be used for the long-term risk assessment.

³¹ See section 4.5.3 regarding extra safety factor of 10 if older version than FOCUS Step 1&2 (version 3.2) is used for PEC estimation.

Refinement of the exposure by different risk mitigation options

For the core assessment, risk mitigation by spray drift buffer zones are accepted (see Member State specific buffer zones in section 4.5.3). Other nationally specific mitigation options (run-off reduction and spray drift reducing nozzles) are accepted in some Member States. PEC/RAC-calculations based on these mitigation options should also be presented in the core assessment. The documentation must be well structured and transparent in order to demonstrate which scenarios and mitigation measures that are relevant for each Member state.

Refinement by using PEC_{TWA}

It is not accepted to use PEC_{TWA} in **acute** risk assessments for aquatic organisms. For the long-term risk assessment, it is acceptable to follow the EFSA AGD³² regarding use of PEC_{TWA} . In addition to fulfilling the conditions of the decision scheme regarding use of $PEC_{sw;twa}$ in the EFSA AGD, it has to be clearly demonstrated, that the boundary conditions of reciprocity and latency of effects are fulfilled for the relevant twa period.

Refinement by using detailed analysis of exposure profiles is not accepted (Chapter 9.1, parts of chapter 9.2 and chapter 10.3.10 in EFSA AGD)

Chapter 9.1 of the EFSA AGD describes how time-variable exposures (e.g. pulse durations and/or intervals between pulses) derived from the FOCUS modelling could be used to refine the aquatic risk assessment. The refinement described in Chapter 9.1 in EFSA AGD is, however, not accepted for refined risk assessments in the Northern Zone. Based on the many site- and time-variable parameters affecting the shapes of the FOCUS peaks, it is not considered scientifically justified to mimic the exposure profiles from FOCUS modelling in higher tier studies at the resolution described in chapter 9.1 of EFSA AGD. Some of these variable parameters affecting the exposure profiles are described in the EFSA AGD, e.g.; physical-chemical properties of the PPP, the application regime in the crop, the relative importance of different entry routes (e.g. drift, surface run-off, drainage) and properties of the receiving water bodies (e.g. water flow, water depth, pH, light penetration, biomass of plants). Additionally, exposure profiles from FOCUS modelling are event driven and dependent on weather conditions from only one year. This indicates that the uncertainty, when it comes to high resolution analyses, of the FOCUS peaks will be high.

Additionally, refined exposure tests with single or few species (chapter 9.2 of the EFSA AGD) cannot be considered covering all sensitive life stages or all species in the field, since the effect of e.g. a pulsed exposure is highly species specific and dependent on sensitive life stages and/or different life strategies. Consequently, in the Northern Zone, time-variable exposures derived from the FOCUS modelling cannot be used to refine the aquatic risk assessment as described in chapter 9.1 and parts of chapter 9.2 of the EFSA AGD.

Likewise, chapter 10.3.10 in EFSA AGD utilizes detailed analysis of exposure profiles to refine the worst case PEC_{mix} in risk assessments of combinations of active substances in formulations. Based on the high uncertainty considering detailed analysis of FOCUS peaks (see above), chapter 10.3.10 in EFSA AGD is not accepted to be used in refined risk assessments within the Northern zone.

Refinement when more species than required at tier 1 have been tested

Valid toxicity data from additional species, exceeding data requirements (Regulation (EU) No 283/2013) can be used to refine the aquatic risk assessment. There are two possible options to refine the toxicity endpoint used in the risk assessment, which depends on the amount of additional data. 1.) the use of geometric mean (GM) and 2.) the use of Median Hazardous Concentration 5 % (Median HC5) from a species sensitivity distribution (SSD). A compilation of when the two different methods are considered acceptable is presented in Table 4.6.4-1 (for further details, see text below). The number (N) of species required to derive a geometric mean, may vary in accordance with the data requirements.

³² PEC_{twa} can be used in risk assessments of algae if the criteria for TWA are fulfilled.

Table 4.6.4-1. Method accepted (marked with X) in the Northern zone for refinement of toxicity data when more data than required is available.

Aquatic organism	Acute/Long-term	Geometric mean	N _{GM} [*]	Median HC5	N _{HC5}
Algae		X	3-7	X	8+
Aquatic plants		X	3-7	X	8+
Invertebrates	Acute	X	3-7	X	8+
	Long-term	X**	3-7	X	8+
Fish	Acute	X	3-4	X	5+
	Long-term				

* Geometric mean = GM. ** See restrictions in the text below

The use of geometric mean RAC values refers to section 8.3 in the EFSA AGD. However, use of geometric mean for long-term invertebrate risk assessment requires both that the EFSA AGD is respected and that only EC10 appearing in the List of Endpoints (LoE) are used in the geometric mean calculation. The same type of endpoints from comparable long-term studies has to be used, the duration of the studies should be in similar range and water studies should not be combined with water/sediment studies. The use of geometric mean or median HC5 for long-term fish endpoint is not accepted as there remain concerns around application of protective assessment factor (AF).

A geometric mean (GM) approach shall always be assisted by a deterministic approach (DA) and the lower value of the two shall always be used in a risk assessment. Guidance on how a deterministic approach is performed is given below for the acute risk assessment for fish and invertebrates, as well as for algae and aquatic plants. Many of the concerns identified in relation to derivation of acute RAC based on GM or DA is also relevant for the long-term situation and need to be addressed by the applicant. However, until enough experience is gained in deriving long-term RAC based on geometric mean or DA, such long-term RACs will be assessed on a case-by-case basis, applying expert judgement, except for algae and aquatic plants (see below).

The theory behind the DA approach is that the lower the endpoint of the most sensitive test species, the more of the species variability is considered to have been addressed and therefore the AF can be reduced. The overall AF (AF_{overall}) applied to acute and long-term endpoints can be related to variation in species sensitivity (AF_{spec}) and other uncertainties (AF_{other}). The latter includes e.g. inter-laboratory variation and lab to field extrapolation for both acute and chronic situations. However, for chronic tests, it can be assumed that the AF_{spec} has a larger weight than AF_{other} since the uncertainties remaining in AF_{other} are reduced. Indeed, AF_{other} does not to the same extend need to account anymore for the extrapolations from acute to chronic effects.

For acute AF it seems reasonable to maintain as a default approach the assumption from the former aquatic GD (EC, 2002) that the AF_{spec} and AF_{other} have an equal weight, i.e. AF_{spec} = 10 and AF_{other} = 10 for acute toxicity AF: AF_{overall} = AF_{spec} × AF_{other}.

For the acute assessment:

- (i) When the endpoint of the most sensitive species tested is lower than the derived geometric mean value by a factor 100 for acute endpoints, the RAC_{DA} should be used: The most sensitive endpoint divided by an overall AF >10, i.e. AF_{overall} = 10 (AF_{other}) × AF_{spec}. As a default value for the AF_{spec} a value of 2 at minimum is proposed, leading to a **default AF_{overall} of 20**. I.e. acute RAC_{DA} = most sensitive endpoint_{acute} / 20. Compare RAC_{GM} (geomean/100) with the RAC_{DA} (most sensitive endpoint/20) and use the lowest RAC for the risk assessment.
- (ii) When the endpoint of the most sensitive species tested is lower than the derived geometric mean value by a factor between 10 and 100 for acute endpoints, the RAC_{DA} should be used: AF_{overall} = 10 (AF_{other}) × AF_{spec}. As a default value for the AF_{spec} a value of 6 at minimum is proposed, leading

to a **default AF_{overall} of 60**. I.e. acute $RAC_{DA} = \text{most sensitive endpoint}_{acute} / 60$. Compare RAC_{GM} (geomean/100) with the RAC_{DA} (most sensitive endpoint/60) and use the lowest RAC for the risk assessment.

- (iii) When the most sensitive species tested is more sensitive than the derived geometric mean value by a factor between 1 and 10 for acute endpoints, the geometric mean should be divided with the standard AF of 100 to derive an acute RAC_{GM} . I.e. acute $RAC_{GM} = \text{geometric mean}_{acute} / 100$.

For the long-term algae and aquatic plant assessment:

Algae and aquatic plants should be treated as different taxonomic groups (see EFSA AGD) and should not be merged in the assessment.

- (i) When the endpoint of the most sensitive species tested is lower than the derived geometric mean value by a factor 10 (i.e. lower than RAC_{GM}), the RAC_{DA} should be used, i.e. the lowest species endpoint tested divided by an $AF_{overall}$ of 6³³.
- (ii) In the other cases, compare RAC_{GM} to the RAC_{DA} (lowest species tested divided by a default $AF_{overall}$ of 8) and use the lowest RAC for risk assessment.

The approach (i.e. either geometric mean or deterministic) that leads to the lowest RAC (i.e. RAC_{GM} or RAC_{DA}) shall be used in the aquatic risk assessment.

The use of species sensitivity distribution approach (except chronic SSD for fish) refers to section 8.4 (including subsections) in EFSA AGD.

Refinement with mesocosms

Mesocosm studies (including “old” mesocosms for which a LoEP value is available and used in the risk assessment) should always be reported and evaluated according to the EFSA AGD and presented in the core dossier.

Minimal detectable differences (MDD) should be reported together with the NOEC table for each investigated endpoint in time and used as recommended in the EFSA AGD. Only the RAC derived on basis of the Ecological Threshold Option (ETO) from mesocosms can be used in the core risk assessment, with an AF as proposed in the EFSA AGD. The RAC based on Ecological Recovery Option (ERO) is only accepted by Denmark, but only if the recovery period is maximum 4 weeks and an AF of 5 is used (see Denmark in Appendix IV for further details).

4.6.6 Bees

In the core assessment a first-tier risk assessment using HQ acute oral and HQ acute contact should be presented. If necessary, also a higher tier risk assessment should be presented, including the evaluation of higher tier studies, e.g. semi-field or field studies. The procedures for risk assessment should be in agreement with the recommendations in the Guidance Document on Terrestrial Ecotoxicology (Working Document SANCO/10329/2002 rev 2 final, 17 October 2002). Under Regulation (EC) No. 1107/2009, an acceptable chronic risk and risk to colony survival and development must also be demonstrated.

The new EFSA guidance document for bees (EFSA, 2013. Guidance on the risk assessment of plant protection products on bees (*Apis mellifera*, *Bombus* spp. and solitary bees), revision of July 4th2014) contains a risk assessment scheme for the chronic risk to adult honeybees and honeybee larvae, and for the risk to bumblebees

³³ The values of 6 and 8 attributed to the $AF_{overall}$ in the deterministic approach could be revised on the basis of more experience. The introduction of a RAC_{DA} is considered as a “safety net” to the RAC_{GM} and is especially relevant when the lowest available endpoint of the dataset is in a range close to the trigger of 10 below the geomean. In such case, the use of the RAC_{DA} instead of RAC_{GM} helps maintain an adequate protection level.

and solitary bees. However, since the Guidance document has not yet been taken note of, for the time being member states are handling this on a case by case basis.

It should be noted that exposure is relevant for field uses for crops which are attractive to bees for either nectar and/or for pollen collection. For applications in crops that are not attractive to bees or where application is after flowering, no exposure from the treated crop itself is expected, however, bees may be present in the field to forage on flowering weeds and bees foraging in the off-field may be exposed via spray drift. Furthermore, other potential exposure routes may include exposure via honeydew, succeeding crops, guttation and drinking water sources.

The interpretation of the acceptability/representativeness of field studies for specific agricultural landscape(s) and protection goals in Member states should be done on a country specific basis.

A common mitigation option for all Member States is the restriction in timing of application, this mitigation measure can therefore be used in the core assessment. However, the Member States differ in their view on whether flowering weeds should be considered when restrictions on application in flowering stages are implemented as mitigation, see [Appendix V: List of mitigation options available in the Member States in the Zone](#).

4.6.7 Non-target arthropods

In the core assessment, first tier in-field and off-field risk assessments using HQ (ESCORT 2; standard lab glass plate studies) should be presented. If necessary, higher tier laboratory studies should be presented and evaluated against the 50 % trigger value for negative effects. The evaluation of field studies and the higher tier risk assessment should also be presented in the core assessment according to the guidance document of the Dutch Platform for the Assessment of Higher Tier Studies (de Jong, Bakker, Brown, Jilesen, Posthuma-Doodeman, Smit, van der Steen, van Eekelen; <http://www.rivm.nl/bibliotheek/rapporten/601712006.pdf>).

The interpretation of acceptability/representativeness of the field study for specific agricultural landscape(s) and protection goals should be done for each Member state.

In the off-field risk assessment, in-field non-spray buffer zones should be used if required (see [Appendix V: List of mitigation options available in the Member States in the zone](#)). A table containing all country specific buffer zones (including drift reducing nozzles, if accepted) should be provided for the countries in which authorization is applied for.

4.6.8 Earthworms and other soil organisms

In the core assessment, a first-tier risk assessment in accordance with the terrestrial guidance document (SANCO/10329/2002 rev 2 final) should be presented. The endpoints (LC50 and NOEC/EC10) used in the risk assessment of earthworms (and other soil organisms) should be divided by a factor of 2 when the log K_{ow} is greater than 2, unless it can be demonstrated by soil sorption data or other evidence that the toxicity is independent of organic carbon content in soil. Hence, the endpoint must be divided by a factor of 2 even if the toxicity tests are performed with soil containing less organic matter than 10%.

If required, also a higher tier risk assessment based on higher tier field studies should be presented and evaluated in the core assessment. The field studies should be evaluated following the guidance given in part 2 of the document by de Jong *et al.* (A guidance document of the Dutch platform for the assessment of higher tier studies, Guidance for summarizing earthworm field studies, RIVM 2006). Old field studies should always be re-evaluated according to this guidance. The interpretation of the acceptability/representativeness of the field

study for the specific agricultural landscape and protection goals should be done for each Member state. If field studies from other zones are used in the risk assessment, it must be shown that the exposure profile is representative for the Northern zone conditions. If a new field study is performed it is recommended that the concentration of the active substance in the soil is measured and presented. The evaluation should also include recovery times for the organisms and information on how many % of the organisms that are affected. For the core assessment initial effect less than 50 % (according to RIVM 2006) and recovery within a growing season for representative field studies are required.

In addition, refinement of the PEC_{soil} based on crop interception (see fate section) is acceptable for the core assessment. At present use of $PEC_{pore\ water}$ in the soil risk assessment is not accepted.

Litter bag test as the only mean to address the risk to soil organisms is not acceptable. Litter bag studies may be used as supportive evidence.

For risk mitigation options, see [Appendix V: List of mitigation options available in the Member States in the zone.](#)

National requirement (Denmark): Specific requirements for persistent substances³⁴; Field effect studies for substances with DT50 soil between 3 and 6 months (further details can be found in the Danish Framework for Risk Assessment of Plant Protection Products, see [Appendix IV: Summary of national requirements](#)).

4.6.9 Non-target plants

In the core assessment, a risk assessment in accordance with the terrestrial guidance document (SANCO/10329/2002 rev 2 final) should be presented³⁵. If a probabilistic risk assessment is used, endpoints from at least 10 species are required. Unacceptable effects must be excluded for all species tested. Hence, the HC5 must not exceed the EC50 of the most sensitive species in the SSD. If so, a deterministic risk assessment should be used instead.

The PER calculations shall be based on the correct number of applications according to the GAP (please refer to the formula below).

$$PER\ off - field = application\ rate \times MAF \times basic\ drift\ value$$

The MAF and the drift value must be according to Appendix III and IV in “Guidance Document on Regulatory Testing and Risk Assessment Procedures for Plant Protection Products with Non-Target Arthropods” (ESCORT 2; Candolfi et al. 2001). A default MAF based on degradation in leaf substrates (i.e. T_{1/2} : spray interval is 2.3 : 1) is acceptable for exposure calculations in the risk assessment for non-target plants.

The Northern Zone does not accept the use of interception as refinement for lowering the exposure concentration in the risk assessment of non-target plants. Instead, non-spray in field buffer zones could be used as risk mitigation measure. See [Appendix V: List of mitigation options available in the Member States in the zone, for relevant buffer zones in each Member State and for the possibility to use drift reducing nozzles for further](#)

³⁴ Persistent active substances can affect the environment over long periods of time as such substances can be distributed and accumulated within and outside the areas in which they are used. Persistent substances constitute a long-term and difficult-to-quantify risk of spreading in the environment and effects on organisms (standard ecotoxicological endpoints may not capture the full effects of prolonged exposure). Persistent substances can also cause effects on and lead to residues in subsequent crops. This also applies to the metabolites of an active substance.

³⁵ Finland and Estonia do not accept an assessment factor of 1 in probabilistic risk assessment of non-target plants. An assessment factor of 3 is required in the probabilistic risk assessment in national addendum for Finland and an assessment factor of 2 is required in the probabilistic risk assessment in national addendum for Estonia.

risk mitigation. A table containing all country specific buffer zones (including drift reducing nozzles, if accepted) should be provided for the countries in which authorization is applied for.

4.6.10 Assessment of the relevance of metabolites

The metabolites deemed relevant for ecotoxicological risk assessment in the NZ are given in the fate section (see core dRR, Part B section 5). Metabolites recorded in food items (see core dRR, Part B section 3) that might be eaten by birds or mammals should also be addressed in the risk assessment. The risk assessment is in principle similar to the assessment for the a.s., if not covered by the a.s. risk assessment. The relevant EU guidance documents should be followed, if nothing else is stated in this guidance.

4.6.11 Use of non-testing methods (e.g. QSAR)

It has been agreed in the Northern zone not to accept use of models such as QSAR for extrapolating the potential toxicity of the formulated product, metabolites or any other product ingredients.

However, QSAR models are accepted to be used for estimating the potential toxicity of metabolites and other ingredients in a particular formulated product if those particular models have been used and harmonized on EU-level for that particular product. Hence, a QSAR endpoint for a metabolite could be accepted if it has earlier been accepted at EU level.

5 Appendix I: Form to notify zones of intended authorisation or re-authorisation activity

Please use the pre-notification form in the latest version of the guidance document **Template to notify intended zonal applications under Article 33 and Article 43 of Regulation (EC) No 1107/2009** (SANCO/12544/2014, rev 2).

[Template to notify intended zonal applications under Article 33 of Regulation \(EC\) No 1107/2009](#)

6 Appendix II: Reporting table

Active substance:

Trade name/Formulation type:

Rapporteur:

cMS:

Send for comments:

Deadline:

dRR point	Country	Comment	Reply rapporteur	Accepted Yes/No

7 Appendix III: Contact points

Pre-notifications and applications should be submitted to:

Country	e-mail	Postal Address
Denmark	pesticider@mst.dk	Pesticider & Biocider Miljøstyrelsen Haraldsgade 53 DK - 2100 København Ø Denmark
Estonia	Maris.Raudsepp@pma.agri.ee with copy to eva.lind@pma.agri.ee	Estonian Agricultural Board Plant Protection and Fertilizer Department Teaduse 2 Saku 75501, Estonia
Finland	ppp_zonal@tukes.fi	Finnish Safety and Chemicals Agency P.O.Box 66 (Opastinsilta 12 B) FI-00521 Helsinki, Finland
Iceland	ust@ust.is	The Environment Agency of Iceland Sudurlandsbraut 24 108 Reykjavík, Iceland
Latvia	zonal@vaad.gov.lv	State Plant Protection Service Plant Protection Department Lielvārdes iela 36, Rīga, LV-1006
Lithuania	info@vatzum.lt with copy to kristina.valioniene@vatzum.lt	State Plant Service under Ministry of Agriculture Ozo str.4A LT-08200 Vilnius, Lithuania
Norway ³⁶	postmottak@mattilsynet.no	Norwegian Food Safety Authority, National Registration Department, Felles post- mottak, P.O.Box 383, N-2381 Brumunddal, Norway
Sweden	kemi@kemi.se	Kemikalieinspektionen P.O Box 2 SE-172 13 Sundbyberg, Sweden

³⁶ Address for transfer of documentation: Norwegian Food Safety Authority, National Registration Department, Moerveien 12, N-1430 Ås, Norway.

CONTACT POINTS OF FOR STEERING COMMITTEE IN THE NORTHERN ZONE

MS	CONTACT POINT
Denmark	<p>Title: Coordinator for National Approvals Name: Vibeke Møller Authority: Danish EPA Address: Haraldsgade 53, 2100 Copenhagen Ø, Denmark Tel: + 45 72544578 E-mail: vm@mst.dk</p>
Estonia	<p>Title: Chief specialist of Plant Protection Department Name: Eva Lind Authority: Estonian Agricultural Board Address: Teaduse 2, Saku 75501 Estonia Tel: +372 6712 619 (direct) (ext. 612 for teleconference) E-mail: eva.lind@pma.agri.ee</p>
Finland	<p>Title: Head of Unit Name: Kaija Kallio-Mannila Authority: Finnish Safety and Chemicals Agency (Tukes) Address: P.O. Box 66, FI-00521 Helsinki, Finland Tel: +358 29 5052000 E-mail: kaija.kallio-mannila@tukes.fi and E-mail: ppp_zonal@tukes.fi</p>
Iceland	<p>Title: Advisor Name: Helga Ösp Jonsdottir Authority: Environment Agency of Iceland Address: Sudurlandsbraut 24, 108 Reykjavik Tel (direct): 00354 591 2000 E-mail: helga.jonsdottir@ust.is</p>
Latvia	<p>Title: Director of Plant Protection Department Name: Vents Ezers Authority: State Plant Protection Service Address: Lielvārdes iela 36/38, Riga, LV-1006 Tel: 00371 67550929 E-mail: vents.ezers@vaad.gov.lv</p>
Lithuania	<p>Title: Head of Plant Protection products authorization division Name: Kristina Valioniene Authority: State Plant Service under Ministry of Agriculture Address: Ozo Str. 4A LT-08200 Vilnius, Lithuania Tel: +370 5 26 24 940 E-mail: kristina.valioniene@vatzum.lt</p>
Norway	<p>Title: Head of Department Name: Abdelkarim Abdellaue Authority: Norwegian Food Safety Authority Address: P.O.Box 3, N-1431 Ås Tel: +47 22 77 91 33 E-mail: Abdelkarim.Abdellaue@mattilsynet.no</p>
Sweden	<p>Title: Regulatory Coordinator Name: Camilla Thorin Authority: Swedish Chemicals Agency Address: P.O. Box 2, SE-172 13 Sundbyberg, Sweden Tel: +46 8 519 41 256 E-mail: camilla.thorin@kemi.se</p>

8 Appendix IV: Summary of national requirements

Denmark				
Section	Supplementary data requirements for Annex III dossier Yes/NO	Goal(s) of Guidance document	Guidance Document available Yes/No and language of the document	Address or contact point to obtain GD
Phys. Chem. properties and anal. method	NO			
Toxicology	Yes – for non-professional uses and for metabolites that potentially leach to groundwater.	<ul style="list-style-type: none"> • DK does not automatically require a vertebrate study on acute inhalation toxicity when the product is sprayed. Please see Appendix VIII. • DK does not accept EUROPOEM II or German Guidance (Martin et al) as second tier for bystander and resident risk assessment. • DK requires risk assessment for toddlers/small children for uses on recreational lawns in public areas but not for golf courses. • DK does not accept the use of re-entry times as a refinement for risk assessment of recreational residence. • DK does not accept the EU definition of non-relevance of metabolites. Denmark generally considers all metabolites as relevant, but in some cases, and after 	Yes Danish/English	Danish: http://mst.dk/kemi/pesticider/ansoeger/vurderingsrammer-for-miljoe-og-sundhed/ English: http://eng.mst.dk/chemicals/pesticides/applications-for-authorisation-after-14-june-2011/evaluation-framework/

Denmark				
Section	Supplementary data requirements for Annex III dossier Yes/NO	Goal(s) of Guidance document	Guidance Document available Yes/No and language of the document	Address or contact point to obtain GD
		<p>evaluation by DEPA (see the Danish national guidance), some metabolites may be accepted at concentrations up to 0.75 µg/L.</p> <ul style="list-style-type: none"> • Pesticides that are classified acute toxic in categories 1, 2, or 3 or with specific target organ toxicity SE in category 1 according to CLP (Regulation no. 1272/2008³⁷), may not be used in private gardens, public areas and similar areas which are accessible to the public, areas around residential buildings, childcare institutions and similar, or to treat vegetation on borders with public roads or private gardens. In addition, these products cannot be sold to or be used by non-professional users. A minimum buffer strip of 2 meter to bystander and resident should be stated on the label when used by professionals. • Buffer strips of 1, 2, 5 or 10 meter due to risk assessment for the bystander and resident may be necessary on the label (see the Danish national guidance). 		

³⁷ Regulation (EC) No 1272/2008 of the European Parliament and of the Council of 16 December 2008 on classification, labelling and packaging of substances and mixtures amending and repealing 67/548/EC and 1999/45/EC and amending Regulation (EC) No 1907/2006

Denmark				
Section	Supplementary data requirements for Annex III dossier Yes/NO	Goal(s) of Guidance document	Guidance Document available Yes/No and language of the document	Address or contact point to obtain GD
		<ul style="list-style-type: none"> • PPP's intended to be sold to and used by non-professional users have to fulfil the criteria outlined in Annex 14 of the Framework for Risk Assessment of Plant Protection Products (DEPA). • Products for non-professional users: Products which can be purchased and used by everyone, including garden owners without a spraying certificate or spraying permit. • Non-professional users are assumed to use handheld spray equipment and have no PPE to protect them. 		
Residues	Dossier must cover Danish conditions			
Efficacy	Dossier must cover Danish conditions. Bridging studies required for similar products.			
Fate and behaviour	Specific persistency assessment Specific groundwater modelling – including all metabolites	<p>DT₅₀ soil < 180 days for active substance and some metabolites – otherwise no approval. Please consult the Danish Framework for Assessment of Plant Protection Products for details about the persistence cut-off</p> <p>The following requirements should be included in the core assessment:</p>	Yes Danish/English	<p>Danish: http://mst.dk/kemi/pesticider/ansoeger/vurderingsrammer-for-miljoe-og-sundhed/</p> <p>English: http://eng.mst.dk/chemicals/pesticides/applications-for-authorisation-after-14-june-2011/evaluation-framework/</p>

Denmark				
Section	Supplementary data requirements for Annex III dossier Yes/NO	Goal(s) of Guidance document	Guidance Document available Yes/No and language of the document	Address or contact point to obtain GD
		Makro Danish scen. or PELMO Hamburg + specific input and output values All metabolites that are not inherently non-relevant needs to be covered by the assessment.		
Ecotoxicology	<p>General</p> <p>Birds and Mammals Higher tier guidance on risk assessment for birds and mammals</p> <p>Aquatic organisms Specific aquatic risk assessment</p>	<p>Danish refinement options for: FS, PD, PT, RUD, DT₅₀ and interception</p> <p>Specific assessment principles for mesocosm studies</p>	Danish/English	<p>Danish: http://mst.dk/kemi/pesticider/ansoeger/vurderingsrammer-for-miljoe-og-sundhed/</p> <p>English: http://eng.mst.dk/chemicals/pesticides/applications-for-authorisation-after-14-june-2011/evaluation-framework/</p>

Estonia				
Section	Supplementary data requirements for Annex III dossier Yes/NO	Goal(s) of Guidance document	Guidance Document available Yes/No and language of the document	Address or contact point to obtain GD
Phys. Chem. properties and anal. method	NO			

Estonia				
Section	Supplementary data requirements for Annex III dossier Yes/NO	Goal(s) of Guidance document	Guidance Document available Yes/No and language of the document	Address or contact point to obtain GD
Toxicology	NO	EE does not automatically require a vertebrate study on acute inhalation toxicity when the product is sprayed. Please see Appendix VIII .		
Residues	NO			
Efficacy	NO			
Fate and behaviour	NO			
Ecotoxicology	No			

Finland				
Section	Supplementary data requirements for Annex III dossier Yes/NO	Goal(s) of Guidance document	Guidance Document available Yes/No and language of the document	Address or contact point to obtain GD
Phys. Chem. properties and anal. method	NO			
Toxicology		<p><u>Exposure assessment:</u> National work rate / day for barley is 40 ha.</p> <p>Dutch model is applied to greenhouse uses. In 2014 the <i>EFSA Guidance on the assessment of exposure of operators, workers, residents and bystanders in risk assessment for plant protection products</i></p>	No	

Finland				
Section	Supplementary data requirements for Annex III dossier Yes/NO	Goal(s) of Guidance document	Guidance Document available Yes/No and language of the document	Address or contact point to obtain GD
		<p>was published. Tukes has decided to implement this Guidance for all applications for plant protection products that are submitted from 1 January 2016.</p> <p>Margin of safety (MOS) between the carcinogenicity and reproductive NOAEL and AOEL shall be approximately 1000. In case where MOS is too small, extra assessment factor is used.</p> <p><u>Non-professional use:</u> Authorization of plant-protection product for non-professional use is done in case-by-case basis. However, plant protection products may not be authorized for non-professional users if those have any of the following characteristics:</p> <ul style="list-style-type: none"> - Product is explosive - Extremely flammable, highly flammable or flammable - Fatal or toxic if swallowed, in contact with skin or if inhaled - Skin corrosive - Causes serious eye damage or is irritating to eyes - Causes respiratory or skin sensitisation 		

Finland				
Section	Supplementary data requirements for Annex III dossier Yes/NO	Goal(s) of Guidance document	Guidance Document available Yes/No and language of the document	Address or contact point to obtain GD
		<ul style="list-style-type: none"> - Carcinogenic, toxic to reproduction, mutagenic or fulfils criteria for specific target organ toxicity - Product is presenting an aspiration hazard - Waiting period exceeds 7 days - The operator exposure (without personal protective equipment except gloves) under the proposed conditions of use exceeds the AOEL. 		
Residues	NO			
Efficacy	Dossier must cover Finnish conditions			
Fate and behaviour	NO	No specific requirements		
Ecotoxicology	NO	<p><u>Non-professional use:</u> Authorization of plant-protection product for non-professional use is done in case-by-case basis. However, plant protection products may not be authorized for non-professional users if those have any of the following characteristics:</p> <ul style="list-style-type: none"> - Products containing an active substance listed as candidate for substitution at the EU level - Products with several or far-reaching conditions for use. This may, for example, mean requirements for safety distances, restriction of use in the ground 		

Finland				
Section	Supplementary data requirements for Annex III dossier Yes/NO	Goal(s) of Guidance document	Guidance Document available Yes/No and language of the document	Address or contact point to obtain GD
		water areas, restriction of use in the consecutive years (if risk for the soil organisms occurs after use in consecutive years) - Products which are particularly harmful to pollinating insects - Products (granules) which are particularly harmful to birds and mammals.		

Latvia				
Section	Supplementary data requirements for Annex III dossier Yes/NO	Goal(s) of Guidance document	Guidance Document available Yes/No and language of the document	Address or contact point to obtain GD
Phys. Chem. properties and anal. method	NO			
Toxicology	Yes	The following products cannot be accepted for non-professional use: - classified with any of the following (Acute Tox. 1, 2) H300; (Acute Tox. 3) H301; (Acute Tox. 1,2) H310; (Acute Tox. 3) H311; (Eye Dam. 1) H318; (Acute Tox. 1, 2) H330; (Acute Tox. 3) H331; (Muta. 1A, 1B) H340; (Muta. 2) H341; (Carc. 1A, 1B) H350; (Carc. 2) H351; (Repr. 1A, 1B) H360D;	Yes, national regulation, Latvian	2012.gada 24.jūlija MK noteikumi Nr.509 „Noteikumi par augu aizsardzības līdzekļu laišanu tirgū saskaņā ar Regulu Nr.1107/2009”

Latvia				
Section	Supplementary data requirements for Annex III dossier Yes/NO	Goal(s) of Guidance document	Guidance Document available Yes/No and language of the document	Address or contact point to obtain GD
		(Repr. 1A, 1B) H360F; (Repr. 2) H361d; (Repr. 2) H361f; (Lact.) H362; - if operator risk during use of PPP or after it when not using individual personal equipment exceeds allowable value PPP can not be authorised for non-professional use;		
Residues	NO			
Efficacy	No			
Fate and behaviour	Yes	See core text in chapter 4.5.2		
Ecotoxicology	No			

Lithuania				
Section	Supplementary data requirements for Annex III dossier Yes/NO	Goal(s) of Guidance document	Guidance Document available Yes/No and language of the document	Address or contact point to obtain GD
Phys. Chem. properties and anal. method	No			
Toxicology		Acute inhalation toxicity requirements: Until a change in condition i) of the data requirement for inhalation toxicity of Regulation (EU) No 284/2013 has been made, or a harmonised EU interpretation of this	No	

Lithuania				
Section	Supplementary data requirements for Annex III dossier Yes/NO	Goal(s) of Guidance document	Guidance Document available Yes/No and language of the document	Address or contact point to obtain GD
		<p>condition has been established, an acute inhalation toxicity study should not be required if the applicant can justify an alternative approach under Regulation (EC) No 1272/2008. For this purpose, acute inhalation toxicity of <u>all components</u> shall be provided or reliably predicted with a validated method and it is the responsibility of the applicant to ensure that all necessary data about the co-formulants is provided by the supplier to the competent authority.</p> <p>Non-professional use:</p> <ul style="list-style-type: none"> - Plant protection products may not be authorised for non-professional use if those are classified for acute toxicity categories 1, 2 or 3; for skin corrosion; for carcinogenicity, germ cell mutagenicity and reproductive toxicity; for effects on or via lactation; for respiratory sensitisation and for specific target organ toxicity. - Re-entry periods after an application of a PPP on turf, lawns, grassland etc. may not be accepted for non-professional use. 		
Residues	No			
Efficacy	Dossier must cover Lithuanian conditions.			
Fate and behaviour	Yes	See core text in chapter 4.5.2	No	

Lithuania				
Section	Supplementary data requirements for Annex III dossier Yes/NO	Goal(s) of Guidance document	Guidance Document available Yes/No and language of the document	Address or contact point to obtain GD
	Non-professional use: Plant protection products may not be authorised if risk mitigation measures are required to protect groundwater from contamination.			
Ecotoxicology	No			

Norway				
Section	Supplementary data requirements for Annex III dossier Yes/NO	Goal(s) of Guidance document	Guidance Document available Yes/No and language of the document	Address or contact point to obtain GD
Phys. Chem. properties and anal. method	No	<u>The following plant protection products may not be authorised for use by non-professional users:</u> - Products that are explosive (E) or oxidizing (O).	Yes, in Norwegian	
Toxicology	No	<u>Acute Inhalation Toxicity:</u> Until a change in condition i) of the data requirement for inhalation toxicity of Regulation (EU) No 284/2013 has been made, or a harmonised EU interpretation of this condition has been established, an	Yes, in Norwegian	

Norway				
Section	Supplementary data requirements for Annex III dossier Yes/NO	Goal(s) of Guidance document	Guidance Document available Yes/No and language of the document	Address or contact point to obtain GD
		<p>acute inhalation toxicity study should be required according to the old data requirement on testing for inhalation toxicity (Regulation (EU) No 545/2011).</p> <p><u>The directions for approval of non-professional use:</u> Important issues are: -use of substitutional principle - evaluation regarding storage of the plant protection product - evaluation regarding personal protection equipment for non-professional users lacking skills in handling plant protection products.</p> <p><u>The following plant protection products may not be authorised for use by non-professional users:</u> Products that are acutely toxic category 1-2 (deadly) or category 3 (toxic); that are corrosive for the skin and eyes or can cause serious eye damage; that may cause allergy or asthma symptoms or breathing difficulties if inhaled; that may or possibly may give cancer, genotoxic effects or impair fertility or the unborn child (CMR-substances) or that</p>		

Norway				
Section	Supplementary data requirements for Annex III dossier Yes/NO	Goal(s) of Guidance document	Guidance Document available Yes/No and language of the document	Address or contact point to obtain GD
		<p>cause or may cause damage to organs by single or repeated exposure.</p> <p>Thus, plant protection products in Norway for non—professional use labelled with one or more of the following risk phrases according to Regulation (EC) No 1272/2008 (CLP), will not be approved:</p> <ul style="list-style-type: none"> - H300 Fatal if swallowed. - H301 Toxic if swallowed. - H310 Fatal if in contact with skin. - H311 Toxic if in contact with skin. - H314 Causes severe skin burns and eye damage. - H218 Causes serious eye damage. - H330 Fatal if inhaled. - H331 Toxic if inhaled. - H334 May cause allergy or asthma symptoms or breathing difficulties if inhaled. - H340 May cause genetic defects. - H341 Suspected of causing genetic defects. - H350 May cause cancer. - H351 Suspected of causing cancer. - H360 May damage fertility or the unborn child. - H361 Suspected of damaging fertility or the unborn child. - H370 Causes damage to organs. 		

Norway				
Section	Supplementary data requirements for Annex III dossier Yes/NO	Goal(s) of Guidance document	Guidance Document available Yes/No and language of the document	Address or contact point to obtain GD
		<p>- H371 May cause damage to organs. - H372 Cause damage to organs through prolonged or repeated exposure. - H373 May cause damage to organs through prolonged or repeated exposure.</p> <p>For products containing substances carcinogenic, repro-toxic or toxic by prolonged exposure below the classification limit, estimating exposure without personal equipment will be done. If the exposure is above the AOEL, the product will not be approved for non-professional use.</p> <p><u>The following products can be accepted for non-professional use:</u> <u>Ready for use:</u> Plant protection products without classification/labelling, or with irritating characteristics (if there are no better alternatives). These products will not be approved if there is extensive need for personal protection equipment.</p> <p><u>Concentrate:</u> Plant protection products with irritating characteristics may be approved. Products labelled as harmful to health may be approved if there are no</p>		

Norway				
Section	Supplementary data requirements for Annex III dossier Yes/NO	Goal(s) of Guidance document	Guidance Document available Yes/No and language of the document	Address or contact point to obtain GD
		<p>better alternatives (health). These products will not be approved if there is extensive need for personal protection equipment.</p> <p><u>Powder soluble in water:</u> Powder soluble in water is not suitable for non-professional use because of the danger for exposure. But if the products are delivered in small disposable packages as water soluble bags they may be accepted for non-professional use.</p>		
Residues	No			
Efficacy	Dossier must cover Norwegian conditions		No	<p>The Norwegian Food Safety Authority is the responsible authority.</p> <p>The Norwegian Institute of Bioeconomy Research is responsible for the efficacy evaluations.</p>
Fate and behaviour	No	<p><u>Directions for approval of non-professional use:</u> When evaluating such products persistence is especially important. Products that have a mean half-life in soil of more than 100 days will not be authorised for outdoor use.</p>		
Ecotoxicology	No	<p><u>Directions for approval of non-professional use:</u> As a general rule, products that are in focus because of their ecotoxicological profile, should not be authorised for non-</p>		

Norway				
Section	Supplementary data requirements for Annex III dossier Yes/NO	Goal(s) of Guidance document	Guidance Document available Yes/No and language of the document	Address or contact point to obtain GD
		<p>professional use. When evaluating such products, toxicity to bees is especially important. Products that are very toxic too bees/pollinating insects (LD50 <1.0 µg/bee) will not be authorised for outdoor use.</p> <p>Directions for labelling of PPPs toxic to bees: A pictogram of a bee may be required on the label*.</p> <p>Directions for labelling of PPPs authorised for use in permanent greenhouses: <i>For greenhouse products with a high risk to the environment ("special preparat for veksthus")* the following sentence shall be added to the label:</i></p> <p>This is a greenhouse product with a high risk to the environment. Vegetative waste, soil mixes, growth media and such that is removed from the greenhouse shall be stored for minimum one year on an impermeable surface and be shielded from precipitation to avoid run-off to the environment.</p>		

Norway				
Section	Supplementary data requirements for Annex III dossier Yes/NO	Goal(s) of Guidance document	Guidance Document available Yes/No and language of the document	Address or contact point to obtain GD
Overall	Yes	National requirements for approval of adjuvants (see https://www.mattilsynet.no/language/english/plants/plant_protection_products/Approval_plant_protection_products/adjuvants.22424).		

*Criteria for requiring a bee pictogram and for defining a ppp as “spesialpreparat for veksthus” are under development. The criteria and a bee pictogram will be published at: https://www.mattilsynet.no/planter_og_dyrking/plantevernmidler/godkjenning_av_plantevernmidler/hvordan_soke_godkjenning_av_plantevernmidler.34036

Sweden				
Section	Supplementary data requirements for Annex III dossier Yes/NO	Goal(s) of Guidance document	Guidance Document available Yes/No and language of the document	Address or contact point to obtain GD
Monitoring	Monitoring data is only accepted as an option for higher tier assessments in Sweden if all the following conditions are met: (a) Monitoring data from the Danish PLAP is available for the active substance and any potentially relevant metabolite at the time of application. (b) The proposed conditions of use of the product in Sweden are directly comparable to the experimental condition of application of the product in the Danish PLAP. The applicant needs to provide a factual argumentation regarding this ‘comparability’, if necessary using a risk-envelope. (c) The results from MACRO In FOCUS simulations with the Swedish scenario Näsbygård and/or Önnestad indicate a non-acceptable leaching risk for the active substance or potentially relevant			

Sweden				
Section	Supplementary data requirements for Annex III dossier Yes/NO	Goal(s) of Guidance document	Guidance Document available Yes/No and language of the document	Address or contact point to obtain GD
	metabolites, while they indicate an acceptable leaching risk with the Swedish scenario Krusen-berg. The Swedish Chemicals Agency considers that environmental conditions of the Danish PLAP fields do not cover the Krusen-berg-scenario.			
	In such cases, the results of the Danish PLAP, as published by the Geological Survey of Denmark and Greenland (GEUS), can be used by the applicant as higher tier assessment, as a complement for the simulation results. To be acceptable, results must very convincingly demonstrate that un-acceptable leaching will not occur.			
	Only data from PLAP ‘groundwater installations’ shall be used and not samples from drains or suction cups.			
	In all cases, the standard tiered modelling procedure for groundwater (described in the table ‘National requirements for PECgw simulations’) must be followed, and simulation results pre-sented, even when PLAP-results are used. PLAP-results are thus seen as a 3 rd tier in the ground-water exposure assessment.			
	In all other cases, historical monitoring data does not override any unacceptable risks identified from modelling results. In all cases, conditions including future monitoring programs does not justify disregarding any unacceptable risks identified from modelling results.			
Products which may be used by non-profes-sional users	Plant protection products are not suitable to be placed in authorisation class 3 (non-professional use products) if they have any of the following characteristics: - Products containing a candidate for substitution at the EU level - Products with several or far-reaching conditions for use. This may, for example, mean require-ments for safety distances, waiting periods or personal protective equipment - Products that have the following classification according to Regulation (EC) No 1272/2008: Acutely toxic or acutely harmful (Acute tox. 1-4), requiring hazard statement H300 Fatal if swallowed H301 Toxic if swallowed H310 Fatal in contact with skin			Swedish Chemicals Agency, P.O. Box 2, SE-172 13 Sundbyberg, +46 8 519 41 100, kemi@kemi.se

Sweden				
Section	Supplementary data requirements for Annex III dossier Yes/NO	Goal(s) of Guidance document	Guidance Document available Yes/No and language of the document	Address or contact point to obtain GD
	<p>H311 Toxic in contact with skin H330 Fatal if inhaled H331 Toxic if inhaled H302 Harmful if swallowed H312 Harmful in contact with skin H332 Harmful if inhaled Highly corrosive (Skin corr 1a, 1B, 1C) requiring hazard statement H314 Causes severe skin burns and eye damage Severely damaging to eyes (Eye Dam 1), requiring hazard statement H318 Causes serious eye damage Respiratory sensitisation (Resp sens 1), requiring hazard statement H334 May cause allergy or asthma symptoms or breathing difficulties if inhaled Causing skin allergy (Skin sens 1; unless it can be shown that exposure is negligible) requiring hazard statement H317 May cause an allergic skin reaction Mutagenic, carcinogenic or toxic to reproduction (Muta 1A, 1B, 2; Carc 1A, 1B, 2; Repr 1A, 1B, 2) requiring hazard statement H340 May cause genetic defects H341 Suspected of causing genetic defects H350 May cause cancer H351 Suspected of causing cancer H360 May damage fertility or the unborn child H361 Suspected of damaging fertility or the unborn child H362 May cause harm to breast-fed children Specific organ toxicity (STOT SE 1, 2; STOT RE 1, 2) requiring hazard statement H370 Causes damage to organs H371 May cause damage to organs H372 Causes damage to organs H373 May cause damage to organs Toxic by aspiration (Asp tox 1) requiring hazard statement H304 May be fatal if swallowed and enters airways; unless they have childproof packaging</p>			

Sweden				
Section	Supplementary data requirements for Annex III dossier Yes/NO	Goal(s) of Guidance document	Guidance Document available Yes/No and language of the document	Address or contact point to obtain GD
	<ul style="list-style-type: none"> - If the calculation of user exposure (without protective clothing) in or after application in “normal” use exceeds the AOEL (Acceptable Operator Exposure Level) - The products are formulated as concentrates and require dilution before use (unless products with particularly low risk are concerned*) - The products are packed in containers or are to be spread using containers which pose a special risk of spillage and misuse (unless low-risk substances are concerned) - The environmental risk assessment shows no or only a small margin to unacceptable effects in “normal” use <p>Pack size and concentration are taken into account in allocating to an authorisation class. Keml generally recommends that authorisation class 3 products (non-professional use products) are sold as ready-to-use solutions in packs of 10 kg or 10 L or less.</p> <p>*In accordance with KIFS 2016:3, products formulated as concentrates that require dilution prior to use can only be accepted if they are of particularly low risk. According to the Swedish Chemicals Agency, particularly low risk is defined as follows:</p> <ul style="list-style-type: none"> - The toxicity of the active substance is considered too low for an ADI, AfRD or AOEL to be determined. - The product is not harmful to bees such that labelling as SPe 8 has been considered necessary according to Regulation (EU) no 547/2011: SPe 8 Dangerous to bees - The product does not fulfil the criteria for the following classification according to Regulation (EC) No 1272/2008: Classification for physical hazards Environmental hazards, except H412 Harmful to aquatic life with long lasting effects H413 May cause long lasting harmful effects to aquatic life Health hazards, except H315 Causes skin irritation 			

Sweden				
Section	Supplementary data requirements for Annex III dossier Yes/NO	Goal(s) of Guidance document	Guidance Document available Yes/No and language of the document	Address or contact point to obtain GD
	H319 Causes serious eye irritation EUH208 'Contains (<i>name of sensitising substance</i>). May produce an allergic reaction'.			
Phys. Chem. properties and anal. method	NO			
Toxicology	SE does not automatically require a vertebrate study on acute inhalation toxicity when the product is sprayed. Please see Appendix VIII .			
Residues	NO			
Efficacy	NO			
Fate and behaviour	NO			
Ecotoxicology	NO			

9 Appendix V: List of mitigation options available in the Member States in the zone

Denmark	Mitigation options	Drift reduction equipment e.g. nozzles (if yes 50%, ...? %)
Toxicology		
Operator exposure Worker exposure Bystander and resident exposure	- limits on spraying methods authorized - requirements on special permits for spraying personnel - requirements on special packaging (dimensions, design, possibly water-soluble packaging) - specific requirements concerning use of protective equipment - waiting periods for re-entry into treated areas - specific requirements concerning use of protective equipment - buffer zone for spraying See also Table 4.2.2.5-1 on the use of risk mitigation measures in the EFSA GD exposure calculator.	50% drift reduction equipment is accepted for operator, bystander and resident exposure assessment in the EFSA GD exposure calculator
Residues	- PHI	
Fate		
Groundwater	Restrictions in timing (e.g. no fall use), restrictions in dose and number of applications	
Ecotoxicology		
Birds and mammals	The risk mitigation option “Do not apply during the bird breeding period” ((EU) No 547/2011; Spe 7) is not accepted. Dose and frequency restrictions, collection of spills	
Aquatic organisms Surface water	Buffer zones, max width 20 m for field crops, 30 m for vegetables and 50 m for orchards. Further details regarding non-spray buffer zones can be found in the latest version of Danish Framework for Assessment of Plant Protection Products.	Not accepted*
Bees	Restrictions of use during flowering and foraging activity. Including restrictions in time: use only after sunset to sunrise.	
Non-target arthropods	Buffer zones to protected areas, max width 20 m for field crops, 30 m for vegetables and 50 m for orchards. Further details regarding non-spray buffer zones can be found in the latest version of Danish Framework for Assessment of Plant Protection Products.	Not accepted*
Soil organisms	Restrictions of use, dose and frequency	
Non-target plants	Buffer zones to protected areas, max width 20 m for field crops, 30 m for vegetables and 50 m for orchards. Further details regarding non-spray buffer zones can be found in the latest version of Danish Framework for Assessment of Plant Protection Products.	Not accepted*

* Drift reducing equipment are not applied in the risk assessment for approval, but are accepted to be used by famers in order to reduce buffer zones.

Estonia	Mitigation options	
General	<ul style="list-style-type: none"> - It is prohibited to spray a plant protection product if wind speed exceeds 4 m/s unless it is permitted to use the plant protection product at a higher wind speed in the technical data provided in the user manual of the plant protection equipment. - It is prohibited to spray when the air temperature exceeds 25 °C. 	
Toxicology		
Operator exposure Worker exposure	<ul style="list-style-type: none"> - waiting periods for re-entry into treated areas - specific requirements on the use of protective equipment 	
Residues	- PHI	
Fate	<ul style="list-style-type: none"> - the same plant protection product on the same field in consecutive years - it is prohibited to spray a plant protection product in a water protection zone closer than 20 meters from the water boundary of the Baltic Sea, Lake Võrtsjärv, Lake Lämmijärv, Lake Peipus and Lake Pskov, 10 meters from the water boundary of other lakes, reservoirs, rivers, brooks, springs, main ditches and channels, and artificial recipients of land improvement systems, 1 meter from the water boundary of artificial recipients of land improvement systems with a catchment area of less than 10 km² unless a wider buffer zone is noted on the labelling of the packaging of the plant protection product. 	
Ecotoxicology	- Buffer zone	
Birds and mammals	- The risk mitigation option “Do not apply during the bird breeding period” ((EU) No 547/2011; Spe 7) is not accepted.	
Bees	<ul style="list-style-type: none"> - Person must notify the user of a plant protection product of the existence of his or her apiary (whose apiaries are located at a distance of up to two kilometers from the field where it is planned to use the plant protection product) at least 48 hours before starting spraying. - It is prohibited to spray areas where there are blooming flowers with a PPP unless there is a notation on the labeling of the packaging of the plant PPP that the PPP may be used during the blooming period of flowers and fluttering period of bees. 	

Finland	Mitigation options		Drift reduction equipment e.g. nozzles (if yes 50%, ...? %)
Fate and behaviour			
Ground water	If a non-relevant metabolite(s) is mobile in the soil the product may not be used in the classified groundwater areas used or suitable for water supply (groundwater area classes I and II). The product is not allowed to be used nearer than 30-100 metres to the wells and springs used for drinking water. The use of the product should be avoided in fine sand soils or soils coarser than fine sand.		

Ecotoxicology		
Birds and mammals	No additional national mitigation options are available other than those listed in Commission Regulation (EU) No 547/2011. The risk mitigation option “Do not apply during the bird breeding period” ((EU) No 547/2011; Spe 7) is not accepted.	
Aquatic organisms	Buffer zones, max width 20 m for field crops, 30 m for bush berries, nurseries and 50 m for orchards or vegetated filter strips (max 10 m). Drift reducing nozzles can be used to further reduce the risk from spray drift (Table 4.5.3-2).	Nozzles with 50, 75 and 90 % reduction
Bees	If the substance is toxic to bees and other pollinating insects, use nearer than 60 m to the beehives is forbidden without the beekeeper’s permission. Restrictions of use during flowering and foraging activity including restrictions in time: plants may be sprayed after the flying time of bees between 21 and 6 o’clock. The beekeepers within a radius of 3 kilometres must be informed not later than 24 hours before application.	
Non-target arthropods	In-field non-spray buffer zones alone or in combination with drift reducing nozzles can be used to reduce the risk.	Nozzles with 50, 75 or 90% reduction
Soil organisms	A restriction on the use in the consecutive years can be set for the plant protection products, if risk for the soil organisms occurs after use in consecutive years (calculated according to the Nordic PEC soil calculator).	-
Non-target plants	In-field non-spray buffer zones alone or in combination with drift reducing nozzles can be used to reduce the risk.	Nozzles with 50, 75 and 90 % reduction

Latvia	Mitigation options	Drift reduction equipment e.g. nozzles (if yes 50%, ...? %)
Ecotoxicology		
Birds and mammals	The risk mitigation option “Do not apply during the bird breeding period” ((EU) No 547/2011; Spe 7) is not accepted. For seed treatments: Risk mitigation phrase SPE 5 and SPE 6 in Appendix III of “Commission Regulation (EU) No 547/2011 of 8 June 2011 implementing Regulation (EC) No 1107/2009 of the European Parliament and of the Council as regards labelling requirements for plant protection products” should be used.	
Aquatic organisms Surface water	Protection Zone Law sets minimum widths of surface water body protection zones. Therefore a 10 m buffer zone is a requirement for all PPPs. If risk assessment result is that buffer zone of 1-10 meters is necessary, it is not on the label. If >10 m zone is necessary, it is indicated on the label. Buffer zones calculating on every 5 meters which are based on toxicity to water organisms: min – 5 m, max – 30 m for field crops and vegetables, 40 m for orchards, bush berries & nurseries. Mitigation of run-off: 10 m of vegetative buffer zone is acceptable. Drift reducing nozzles can be used to further reduce the risk from spray drift.	Nozzles with 50, 75 and 90 % reduction
Bees	Risk mitigation options in SPE 8 in Appendix III of “Commission Regulation (EU) No 547/2011 of 8 June 2011 implementing Regulation (EC) No 1107/2009 of the European Parliament and of the Council as regards labelling requirements for plant protection products” could be used. And those are usually restrictions of use during flowering and foraging activity. Including restrictions in time: use only from 22.00-05.00. Restrictions in use on flowering weeds are also used.	

Non-target arthropods	Buffer zones for off-field risk reduction can be applied if needed. Buffer zones calculating on every 5 meters which are based on toxicity to non-target arthropods is set as minimum of 5 m. There is no limit for the maximum buffer zone width set in the national legislation. For glasshouse uses option not to introduce pollinators or beneficial arthropods for certain period of time after application is used.	Nozzles not an option.
Soil organisms	If product is toxic to earthworms, soil macro- or micro- organisms, or if there is a possibility that product will accumulate in soil use restrictions of application timing (growth stage – BBCH), dose or/and frequency.	
Non-target plants	Risk refinement has to be done with HC5 approach or risk mitigation with buffer zones. There is no limit for the maximum buffer zone width set in the national legislation. Buffer zones calculating on every 5 meters is set as minimum of 5 m.	Nozzles not an option

Lithuania	Mitigation options	Drift reduction equipment e.g. nozzles (if yes 50%, ...? %)
Toxicology		
	Lithuania accepts mitigation options as shown in Table 4.2.2.6-1: NZ approach of choosing PPE and other risk mitigating measures in the EFSA calculator.	50% drift reduction equipment is accepted for operator, bystander and resident exposure assessment in the EFSA GD exposure calculator
Residues	<ul style="list-style-type: none"> - PHI - in some cases, restrictions for straw or haulm from treated crops as animal feed or bedding at all or for some period after last application - in some cases, all livestock keeping out of treated areas for some period after treatment 	
Fate		
Groundwater	Restrictions in timing (e.g. no fall use), restrictions in dose and number of applications.	
Ecotoxicology		
Birds and mammals	No additional national mitigation options are available other than those listed in Commission Regulation (EU) No 547/2011. The risk mitigation option “Do not apply during the bird breeding period” ((EU) No 547/2011; Spe 7) is not accepted.	
Aquatic organisms Surface water	<p>Buffer zones, which are based on toxicity to water organisms. Min – 5m, max – 20 m for field crops and vegetable, 40 m for orchards. Calculating on every 5 meters.</p> <p>Mitigation of run-off: 10 m of vegetative buffer zone is acceptable.</p> <p>Drift reducing nozzles can be used to further reduce the risk from spray drift.</p>	Nozzles with 50, 75 and 90 % reduction
Bees	Restrictions of use during flowering and foraging activity including restrictions in time: plants should be sprayed after the flying time of bees between 21 and 4 o'clock. Regulation of use PPP: to inform beekeepers those have bees in radius of 2.5km not later than 48 hours before application.	

Lithuania	Mitigation options	Drift reduction equipment e.g. nozzles (if yes 50%, ...? %)
Non-target arthropods	Buffer zones for the off-field non-target arthropods. Min – 5m, max – 15m for field crops and vegetable, 30 m for orchards. Calculating on every 5 meters. Drift reducing nozzles can be used to further reduce the risk from spray drift.	Nozzles with 50, 75 and 90 % reduction
Soil organisms	No additional national mitigation options are available other than those listed in Commission Regulation (EU) No 547/2011.	
Non-target plants	Buffer zones: min – 5 m, calculating on every 5 meters. From currently registered PPP maximum buffer zone is 10 m. Drift reducing nozzles can be used to further reduce the risk from spray drift.	Nozzles with 50, 75 and 90 % reduction

Norway	Mitigation options	Drift reduction equipment e.g. nozzles (if yes 50%, ...? %)
Ecotoxicology		
Birds and mammals	No additional national mitigation options are available other than those listed in Commission Regulation (EU) No 547/2011. The risk mitigation option “Do not apply during the bird breeding period” ((EU) No 547/2011; Spe 7) is not accepted.	
Aquatic organisms	The accepted mitigation measures include no-spray buffer zones and vegetated filter strips, and the accepted distances to surface water are listed in Table 4.5.3-2.	Currently not an option*
Bees	Restrictions in day-time applications may be used: The product shall not be used on flowering vegetation when pollinating insects are flying (between 0400 and 2300 if temperatures exceed 10°C, or between 0600 and 2200 if temperatures do not exceed 10°C).	
Non-target arthropods	To protect non-target arthropods, in-field buffer zones to non-agricultural land may be used. The acceptable widths of the in-field buffer zones are currently not defined but will be given in the decision letter.	Currently not an option*
Soil organisms	No additional national mitigation options are available other than those listed in Commission Regulation (EU) No 547/2011.	
Non-target plants	To protect non-target plants, in-field buffer zones to non-agricultural land may be used. The acceptable widths of the in-field buffer zones are currently not defined but will be given in the decision letter.	Currently not an option*
Greenhouse products	For greenhouse products with a high risk to the environment (“spesialpreparat for veksthus”)**, a mitigation option is to handle greenhouse waste in accordance with the requirements set down in § 25 in the Norwegian national regulation. PPPs will be labelled to indicate their status as a “spesialpreparat for veksthus”.	

*The use of drift reducing nozzles is under consideration.

**Criteria for defining a ppp as “spesialpreparat for veksthus” is under development. The criteria will be published at: https://www.mattilsynet.no/planter_og_dyrking/plantevernmidler/godkjenning_av_plantevernmidler/hvordan_soke_godkjenning_av_plantevernmidler.34036

Sweden	Mitigation options	Drift reduction equipment e.g. nozzles (if yes 50%, ...? %)
Toxicology	Sweden accepts mitigation options as shown in Table 4.2.2.5-1: NZ approach of choosing PPE and other risk mitigating measures in the EFSA calculator.	50% drift reduction equipment in the EFSA GD exposure calculator is accepted
Ecotoxicology		
Birds and mammals	The risk mitigation option “Do not apply during the bird breeding period” ((EU) No 547/2011; Spe 7) is not accepted.	
Aquatic organisms Surface water	<p>In Sweden, adjusted buffer zones are used as a complement to fixed buffer zones to reduce spray drift. The use of buffer zones is regulated in regulation NFS 2015:2, where it is stated that the person who uses pesticides is obliged to establish spray-free buffer zones based on the current conditions on the site (e.g. temperature and wind). In order for the operator to determine adjusted spray-drift buffer zones, “Hjälpredan” (“the helper”= Buffer Zone Calculator) has been developed. The “Hjälpredan” enables pesticide users to decide the size of the buffer zone at the point in time when the pesticide is going to be applied by combining information on current weather conditions and their sprayer configuration.</p> <p>The use of “Hjälpredan” is equivalent to a (fixed) maximum FOCUS step 4 spray-free buffer zone of 15 m in field crops or 20 m in orchards. Consequently, if it is identified in the risk assessment that a FOCUS step 4 spray-free buffer zone up to 15 m in field crops or up to to 20 m in orchards is needed, this will result in a condition of use saying that the label shall include a requirement to use “Hjälpredan” in order to calculate and keep proper spray-free buffer zones.</p> <p>“Hjälpredan” (i.e. spray-free buffer zone) is to be used as first option for off-field risk mitigation. If the risk assessment indicates that spray-free buffer zones wider than 15/20 m are necessary in order to maintain a low risk to non-target organisms, “Hjälpredan” is not sufficient. Additional risk management measures may then be needed to fulfil the requirement for authorisation, for example drift-reducing equipment. However, it has to be established that the use of drift reducing nozzles does not impair on the efficacy of the product.</p> <p>More information about the “Hjälpredan” is available at:</p> <p>http://sakertvaxtskydd.se/sv/Bibliotek/Mitigating-spray-drift-in-Sweden1/</p> <p>The surface water mitigation measures that are accepted in Sweden are listed in Table 4.5.3-2.</p> <p>Conditions of use linked to Spe 2 and Spe 4 in Commission Regulation (EU) No 547/2011 are not accepted.</p>	Arable crops: 50, 75 or 90% Orchards: 25, 50, 75, 90 or 99%

Bees	<p>In addition to risk mitigation options in Spe 8 in Commission Regulation (EU) No 547/2011, Sweden accepts spray drift buffer zones to avoid exposure of bee hives outside the field.</p> <p>In-field spray-free buffer zones of maximum 15 m in field crops and 20 m in orchards are accepted. If necessary, also drift reducing equipment could be used in combination with spray-free buffer zones to further reduce the risk (if the efficacy is maintained). See further details above in point "Surface water".</p> <p>Restrictions of use during "flowering" also include when weeds are flowering.</p>	<p>Arable crops: 50, 75 or 90% Orchards: 25, 50, 75, 90 or 99%</p>
Non-target arthropods	<p>In-field spray-free buffer zones could be used to reduce off-field risks, maximum 15 m in field crops and 20 m in orchards. If necessary, also drift reducing equipment could be used in combination with spray-free buffer zones to further reduce the risk (if the efficacy is maintained). See further details above in point "Surface water".</p>	<p>Arable crops: 50, 75 or 90% Orchards: 25, 50, 75, 90 or 99%</p>
Soil organisms	<p>In addition to risk mitigation option in Spe1 in Commission Regulation (EU) No 547/2011 where a restriction of use in the consecutive years can be set for the plant protection product, a refined RA to reduce treated area may be possible with banded application.</p>	
Non-target plants	<p>In-field spray-free buffer zones could be used to reduce off-field risks. If necessary, drift reducing equipment could be used in combination with spray-free buffer zones to further reduce the risk (if the efficacy is maintained). See further details above in point "Surface water".</p> <p>Conditions of use linked to Spe 2 and Spe 4 in Commission Regulation (EU) No 547/2011 are not accepted.</p>	<p>Arable crops: 50, 75 or 90% Orchards: 25, 50, 75, 90 or 99%</p>

10 Appendix VI: Template for Aquatic Risk Assessment including mitigation measures

Example Table 1: Risk assessment of the reproductive risk for fish based on FOCUS step 4 after use of Substance X in winter cereals.

Intended use	Winter cereals				
Application regime (single or multipel)	Single application				
Active substance	Substance X				
Organism	Fish (<i>O. mykiss</i>)				
Reproductive endpoint [µg/L]	8 µg/L				
Assessment factor	10				
Country	FOCUS Step 4			RAC _{SW}	Is PEC _{SW} max > RAC _{SW} ?
	Worst-case scenario (ditch, stream or pond)	PEC _{SW} max (µg/L)	Risk mitigation measure		
Sweden	D1				Yes/No
	D4				
Denmark	D3				
	D4				
Finland	R1				
	D1				
	D4				
Estonia	R1				
	D1				
	D3				
	D4				
Lithuania	R1				

	D1				
	D3				
	D4				
Latvia	R1				
	D1				
	D3				
	D4				
Norway	R1				
	R2				
	R3				
	R4				
	D1				
	D3				
	D4				
	D5				
	D6				

Example Table 2: The long-term mixture toxicity risk assessment for fish and aquatic invertebrates after use of substance X and substance Y in winter cereals.

Intended use		Winter cereals						
Application regime (single or multiple)		Single application						
Active substances		Substance X and Substance Y						
Organisms		Fish (<i>O. mykiss</i>) and aquatic invertebrates (<i>D. magna</i>)						
Reproductive endpoints for <i>O. mykiss</i> [$\mu\text{g/L}$]¹		8 μg Substance X/L and 6 μg Substance Y/L or NOEC _{mix-CA}						
Reproductive endpoints for <i>D. magna</i> [$\mu\text{g/L}$]¹		6 μg Substance X /L and 4 μg SubstanceY /Lor NOEC _{mix-CA}						
Assessment factor used in the RAC calculation to derive RQ_{mix}²								
Assessment factor used in the RQ_{mix} or ETR_{mix-CA} calculation³								
Country	Worst-case combination scenario ⁴	Substance	FOCUS step	PEC _{SW} max ($\mu\text{g/L}$)	Mitigation measure	PEC _{mix} ⁵	ETR _{mix-ca} or RQ _{mix}	Is risk acceptable?
Fish								
Sweden	D1 stream	Substance X	Step 3		--			Yes/No
		Substance Y	Step 2		--			
Denmark	D3 ditch	Substance X	Step 4		20 m non-spray buffer			
		Substance Y	Step 4		20 m non-spray buffer			
Finland	D4 stream	Substance X	Step 3		--			
		Substance Y	Step 2		--			
Estonia								

Lithuania								
Latvia								
Norway								
Invertebrates								
Sweden								
Denmark								
Finland								
Estonia								
Lithuania								
Latvia								
Norway								

¹ Endpoints of the single active substances should be reported if the risk assessment is based on RQ_{mix} . Endpoint of $NOEC_{mix-CA}$ should be reported if the risk assessment is based on ETR_{mix-ca} calculation

² Assessment factor used in RAC calculation will only be relevant if the risk assessment is based on $RQ_{\text{mix-CA}}$.


































³ If the risk assessment is based on ETR_{mix-ca} calculation the assessment factor should be according to the ETR trigger value. If the risk assessment is based on RQ_{mix} , the assessment factor is set to 1.

⁴ For the active substances there may be different worst-case scenarios, for example R1 for active substance no 1 and D1 for active substance no 2. The applicant must therefore show why a certain scenario is chosen to be the worst-case scenario for the combination of both active substances. Hence, it is the combination scenario giving the highest RQ_{mix} and ETR_{mix} that shall be presented in the table (not the scenarios with the highest PEC_{sw} values for each active substance).




































⁵ PEC_{mix} column will only be relevant if the risk assessment is based on ETR_{mix-ca} calculation.

11 Appendix VII: Recommended structure for the documentation

Caddy.xml format (dRR format according to *SANCO/6895/2009*):

-  Part A - Risk Management
-  Part B - Data Evaluation and Risk Management
 -  Section 1 - Identity, physical and chemical properties and further information
 -  Section 1/001 - [Product code/name] - Part B Section 1
 -  Section 2 - Analytical methods
 -  Section 2/001 - [Product code/name] - Part B - Section 2
 -  Section 3 - Mammalian toxicology
 -  Section 3/001 - [Product code/name] - Part B - Section 3
 -  Section 4 - Metabolism and Residues
 -  Section 4/001 - [Product code/name] - Part B - Section 4
 -  Section 5 - Environmental fate
 -  Section 5/001 – [Product code/name] - Part B - Section 5
 -  Section 6 - Ecotoxicological studies
 -  Section 6/001 - [Product code/name] - Part B - Section 6
 -  Section 7 - Efficacy data and information
 -  Section 7/001 - [Product code/name] - Part B - Section 7
 -  Section 8 - Assessment of the relevant metabolites in groundwater
 -  Section 8/001 - [Product code/name] - Part B - Section 8
-  Part C - Confidential Information
 -  Confidential Part C/001 - [Product code/name] - Part C
 -  Confidential Part C/002 - Safety data sheet –
-  Part K - Individual test and study reports (*should following the structure of the dRR*)
 -  KIIIA 1 - Identity of the Plant Protection Product
 -  KIIIA 2 - Physical, Chemical and Technical Properties of the
 -  KIIIA 3 - Data on Application
 -  KIIIA 4 - Further Information on the Product
 -  KIIIA 5 - Methods of Analysis
 -  KIIIA 6 - Efficacy Data and Information (including Value Data)
 -  KIIIA 7 - Toxicological Studies and Exposure Data and Information
 -  KIIIA 8 - Metabolism and Residues Data
 -  KIIIA 9 - Fate and Behaviour in the Environment
 -  KIIIA 10 - Ecotoxicological studies on the plant protection product
 -  KIIIA 12 - Assessment of the relevant metabolites in groundwater

Caddy.xml format (dRR format version 2015):

-  Part A - Risk Management
-  Part B - Data Evaluation and Risk Management
 -  Section 0 - Product Background, Regulatory Context and GAP information
 -  Section 0/001 - [Product code/name] - Part B Section 0
 -  Section 1, 2, 4 - Identity, physical and chemical properties and further information
 -  Section 1, 2, 4/001 - [Product code/name] - Part B Section 1, 2, 4
 -  Section 3 - Efficacy data and information
 -  Section 3/001 - [Product code/name] - Part B Section 3
 -  Section 5 - Analytical methods
 -  Section 5/001 - [Product code/name] - Part B - Section 5
 -  Section 6 - Mammalian toxicology
 -  Section 6/001 - [Product code/name] - Part B - Section 6
 -  Section 7 - Metabolism and Residues
 -  Section 7/001 - [Product code/name] - Part B - Section 7
 -  Section 8 - Environmental fate
 -  Section 8/001 – [Product code/name] - Part B - Section 8
 -  Section 9 - Ecotoxicology
 -  Section 9/001 - [Product code/name] - Part B - Section 9
 -  Section 10 - Assessment of the relevance of metabolites in groundwater
 -  Section 10/001 - [Product code/name] - Part B - Section 10
 -  Part C - Confidential Information
 -  Confidential Part C/001 - [Product code/name] - Part C
 -  Confidential Part C/002 - Safety data sheet – [xxx]
-  Part K - Individual test and study reports *(should following the structure of the dRR)*
 -  KIIIA 0 - Product Background, Regulatory Context and GAP information
 -  KIIIA 1 – Identity
 -  KIIIA 2 - Physical, Chemical and Technical Properties of the plant protection product
 -  KIIIA 3 - Efficacy Data and Information (including Value Data)
 -  KIIIA 4 - Further Information on the Product
 -  KIIIA 5 - Methods of Analysis
 -  KIIIA 6 - Toxicological Studies and Exposure Data and Information
 -  KIIIA 7 - Metabolism and Residues Data
 -  KIIIA 8 - Fate and Behaviour in the Environment
 -  KIIIA 9 - Ecotoxicological studies on the plant protection product
 -  KIIIA 10 - Assessment of the relevant metabolites in groundwater

Folder structure (dRR format according to SANCO/6895/2009):

1. Admin (Cover letter, application form)
2. dRR
 - a. Part A
 - b. Part B
 - i. dRR section 1 (Identity, physical and chemical properties and further information)
 - ii. dRR section 2 (Analytical methods)
 - iii. dRR section 3 (Mammalian toxicology)
 - iv. dRR section 4 (Metabolism and Residues)
 - v. dRR section 5 (Environmental fate)
 - vi. dRR section 6 (Ecotoxicological studies)
 - vii. dRR section 7 (Efficacy data and information)
 - viii. dRR section 8 (Assessment of the relevant metabolites in groundwater)
 - c. Part C
 - i. dRR Part C
 - ii. Other confidential documents
 - d. Part K (KIIIA test and study reports)
 - i. Section 1 (Identity, physical and chemical properties and further information)
 - ii. Section 2 (Analytical methods)
 - iii. Section 3 (Mammalian toxicology)
 - iv. Section 4 (Metabolism and Residues)
 - v. Section 5 (Environmental fate)
 - vi. Section 6 (Ecotoxicological studies)
 - vii. Section 7 (Efficacy data and information)
 - viii. Section 8 (Assessment of the relevant metabolites in groundwater)
3. GAP (Master GAP, GAP for each country)
4. Label (Master label, country specific labels)
5. Letter of Access (if relevant)
6. Additional documents

Folder structure (dRR format version 2015):

1. Admin (Cover letter, application form)
2. dRR
 - a. Part A
 - b. Part B
 - i. dRR section 0 (Product Background, Regulatory Context and GAP information)
 - ii. dRR section 1, 2, 4 (Identity, physical and chemical properties and further information)
 - iii. dRR section 3 (Efficacy data and information)
 - iv. dRR section 5 (Analytical methods)
 - v. dRR section 6 (Mammalian toxicology)
 - vi. dRR section 7 (Metabolism and Residues)
 - vii. dRR section 8 (Environmental fate)
 - viii. dRR section 9 (Ecotoxicology)
 - ix. dRR section 10 (Assessment of the relevant metabolites in groundwater)
 - c. Part C
 - i. dRR Part C
 - ii. Other confidential documents (e.g. SDS)
 - d. Part K (KIIIA test and study reports)
 - i. Section 0 (Product Background, Regulatory Context and GAP information)
 - ii. Section 1 (Identity)
 - iii. Section 2 (Physical and chemical properties)
 - iv. Section 3 (Efficacy data and information)
 - v. Section 4 (Further information)
 - vi. Section 5 (Analytical methods)
 - vii. Section 6 (Mammalian toxicology)
 - viii. Section 7 (Metabolism and Residues)
 - ix. Section 8 (Environmental fate)
 - x. Section 9 (Ecotoxicology)
 - xi. Section 10 (Assessment of the relevant metabolites in groundwater)
3. GAP (Master GAP, GAP for each country)
4. Label (Master label, country specific labels)
5. Letter of Access (if relevant)
6. Additional documents

12 Appendix VIII: Acute inhalation toxicity – pre-evaluation of products (spraying only)

Until a change in Regulation (EU) No 284/2013 (the data requirement) section 7.1.3, condition i) or a harmonised EU interpretation is established, information on acute inhalation toxicity should always be submitted when a Ready-to-Use PPP is to be applied by spraying. All other PPPs that are to be applied by spraying should undergo the pre-evaluation³⁸ as described below before gathering further information on acute inhalation toxicity.

The pre-evaluation is based on the dilution rate of the GAP and a worst case assumption of acute inhalation toxicity cat. 1 classification of the product or of the co-formulants with unknown acute inhalation toxicity. If the spray is classifiable based on this assumption, further information on acute inhalation toxicity will be required according to the data requirements to address the classification of the product.

The information should be given according to the step-wise approach in the CLP-regulation: 1) available test data for the whole mixture, 2) bridging principle, 3) calculation of classification (however information is required for all components in contrast to the CLP regulation), and 4) new tests (which is a last resort). If the information leads to classification of the product, MS will decide whether the product can be authorised for professionals and set out conditions for use.

If the spray is not classifiable based on the worst-case assumption, further information on acute inhalation toxicity will not be required. The classification of the product should then be based on information fulfilling the CLP regulation without the addition of PPP data requirements.

The following scenarios will not lead to classification of the spray-dilution:

- 1) > 1000 times dilution of the product (assume ATE 0.005 mg/L).
- 2) If less than 1000 times dilution the acceptable amount of ingredients having a classification of acute inhalation tox cat. 1 and unknown acute inhalation toxicity can be calculated with the following equation assuming an ATE of 0.005 mg/L. The 5 mg/l is reflecting the upper limit of cat. 4 classification and hence if above the dilution is not classifiable:

Acceptable amounts [Aa] of ingredients with unknown and cat 1 classification:

$$Aa \% < \frac{\text{dilution} \times 0.005 \text{ mg/l}}{5 \text{ mg/l}} \times 100\%.$$

For instance, if the product is diluted more than 100 times then an amount of 10% or less of the ingredients of unknown acute inhalation toxicity or with a classification of acute tox cat. 1 is acceptable.

- 3) It is possible to refine the assumptions of worst case by assuming an ATE of 0.05 mg/L when the compound is not considered orally acute toxic (LD₅₀>2000 mg/kg bw). Then the acceptable amount of ingredients having a classification of acute inhalation tox cat. 1 and unknown acute inhalation toxicity can be calculated with the following equation:

Acceptable amounts [Aa] of ingredients with unknown and cat 1 classification:

$$Aa \% < \frac{\text{dilution} \times 0.05 \text{ mg/l}}{5 \text{ mg/l}} \times 100\%.$$

For instance, if the product is diluted more than 100 times then an amount of 100% or less of the ingredients of unknown acute inhalation toxicity or with a classification of acute tox cat. 1 is acceptable.

³⁸ This approach is not accepted by NO and FI. Please refer to Appendix IV for national requirements.